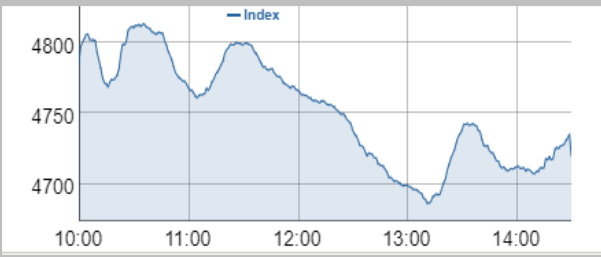
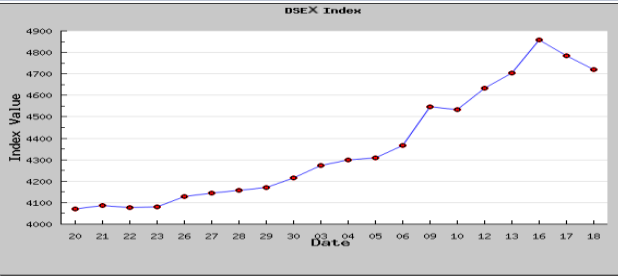


DSEX Index



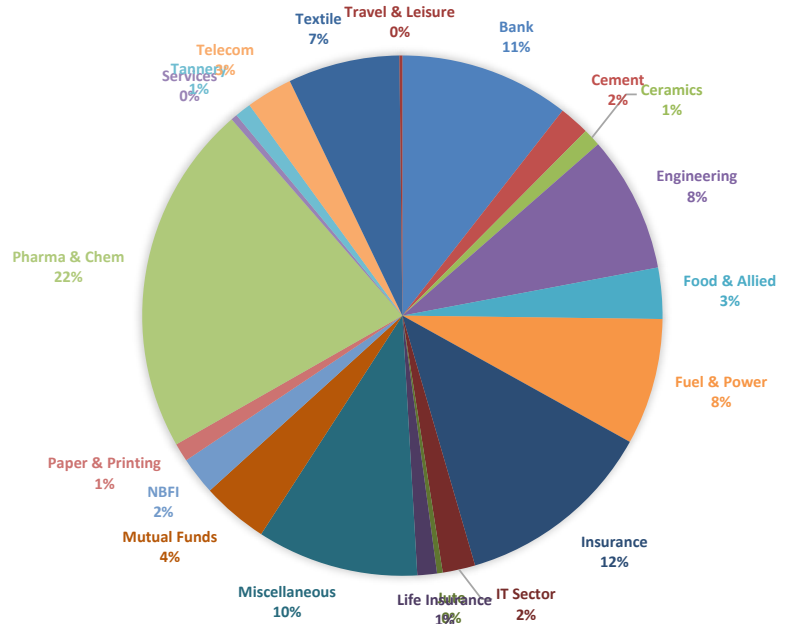
Today



Last 30 Days

Index	4720.1	-64.93	-1.36%
DSEX	4720.1	-64.93	-1.36%
DSES	1080.93	-15.63	-1.43%
DS30	1608.96	-9.08	-0.56%

Market Composition



Index	Total Trade	Trade Value (mn)	Trade Value Δ%	Market Cap. (mn)
DSEX	207,570	10,524.92	-25.26%	3,550,876.49

Top 10 Gainer	Price	% Δ	Volume	Top 10 Loser	Price	% Δ	Volume	Top 10 Value	Price	Turnover(mn)
BEXIMCO	23.0	10.0%	32,801,102	ARAMITCEM	16.2	-10.0%	36,875	BEXIMCO	23	738.002
CAPMIBBLMF	9.9	10.0%	3,035,092	JUTESPINN	103.8	-9.9%	6,041	BXPHERMA	107.6	716.405
KDSALTD	52.8	10.0%	1,338,539	DELTA SPINN	5.7	-9.7%	643,478	ORIONPHARM	56	400.676
SAVAREFR	199.2	9.6%	38,154	SHYAMPUSG	49.8	-9.4%	41,434	KPCL	52.1	264.882
ZEALBANGLA	124.5	9.5%	44,099	FUWANGCER	9.8	-9.3%	306,336	BRACBANK	36.8	251.353
EXIM1STMF	6.0	9.1%	409,859	FAMILYTEX	3	-9.1%	8,105,661	SQURPHARMA	199.8	234.596
NORTHRNINS	28.9	8.6%	2,365,921	ZAHINTEX	5.3	-8.6%	256,218	GP	283.8	196.68
SEMLFBSLGF	11.6	8.3%	3,596,011	MITHUNKNIT	12.9	-8.6%	383,811	SONARBAINS	47	177.188
BIFC	3.9	8.3%	373,198	USMANIAGL	59.6	-8.5%	29,558	IFIC	11.4	160.627
CNATEX	2.7	7.7%	4,662,894	FAREASTFIN	3.3	-8.3%	548,905	BARKAPOWER	30.9	125.405

Sector	18-08-20 % Trade	17-08-20 %Δ Yest.	17-08-20 % Trade	16-08-20 % Trade	13-08-20 % Trade	12-08-20 % Trade	Market Cap. Top 20 Company (mn)
Bank	10.56%	-4.22%	14.77%	14.27%	16.97%	11.78%	GP 355,804
Cement	1.89%	-0.09%	1.98%	2.39%	2.45%	3.29%	SQURPHARMA 157,451
Ceramics	1.11%	-0.14%	1.25%	0.96%	1.21%	1.36%	BATBC 163,368
Engineering	8.48%	0.21%	8.27%	9.81%	10.74%	13.34%	UPGDCL 123,159
Food & Allied	3.17%	-1.75%	4.92%	4.55%	4.98%	7.26%	RENATA 98,511
Fuel & Power	7.86%	0.67%	7.19%	8.29%	6.88%	6.40%	BRACBANK 42,296
Insurance	12.43%	-1.52%	13.94%	12.73%	13.19%	9.68%	ICB 58,479
IT Sector	2.03%	0.25%	1.77%	1.49%	1.40%	2.26%	BERGERPBL 61,571
Jute	0.35%	-0.02%	0.37%	0.32%	0.64%	0.77%	LHBL 44,132
Life Insurance	1.21%	-0.34%	1.56%	1.92%	2.63%	2.16%	OLYMPIC 35,109
Miscellaneous	10.05%	4.23%	5.81%	7.41%	6.81%	7.36%	MARICO 54,549
Mutual Funds	4.13%	0.86%	3.27%	3.07%	2.29%	1.36%	SUMITPOWER 42,395
NBFI	2.35%	-1.22%	3.57%	2.84%	3.56%	3.13%	ISLAMIBANK 29,302
Paper & Printing	1.15%	0.11%	1.04%	1.27%	0.83%	1.08%	TITASGAS 30,567
Pharma & Chem	21.84%	3.38%	18.47%	16.94%	14.32%	17.99%	BXPHERMA 34,675
Services	0.39%	-0.10%	0.49%	0.54%	0.50%	0.39%	CITYBANK 16,872
Tannery	1.01%	0.06%	0.95%	0.78%	0.80%	0.66%	MJLBD 23,345
Telecom	2.88%	0.65%	2.23%	2.55%	3.20%	3.18%	DUTCHBANGL 29,550
Textile	6.94%	-1.02%	7.95%	7.53%	6.40%	6.20%	IDLC 16,364
Travel & Leisure	0.18%	0.00%	0.18%	0.30%	0.19%	0.34%	EBL 25,734