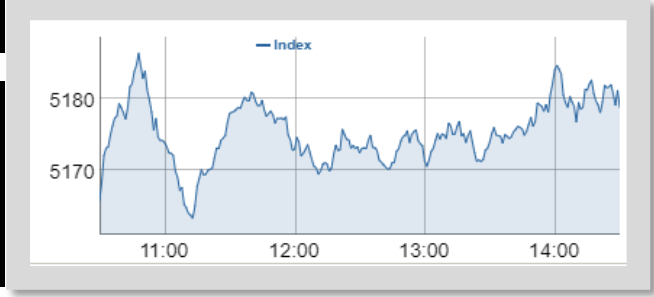
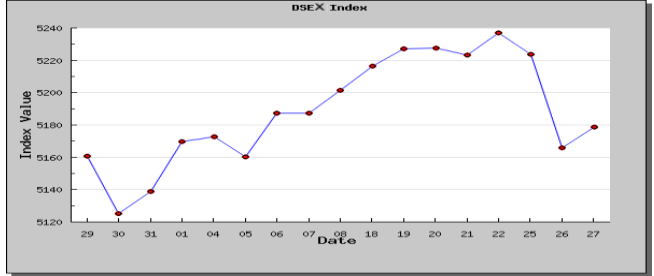


**DSEX Index**

**Market Composition**

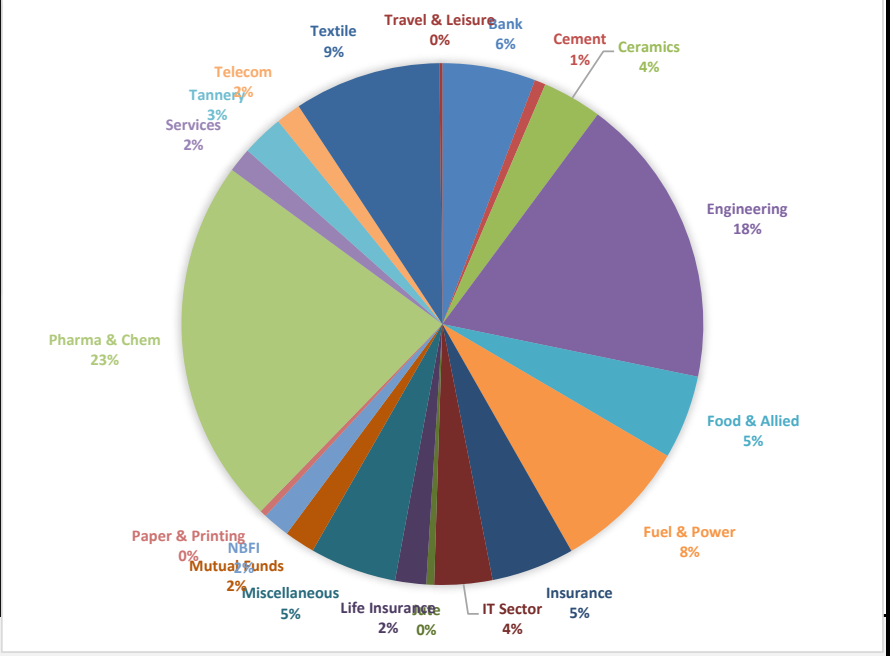


**Today**



**Last 30 Days**

Index	Value	Change	% Change
DSEX	5178.7042	12.94	0.25%
DSES	1198.3459	5.29	0.44%
DS30	1829.14	9.47	0.52%



Index	Total Trade	Trade Value (mn)	Trade Value Δ%	Market Cap. (mn)
DSEX	124,206	4,471.61	4.61%	3,849,181

Top 10 Gainer	Price	% Δ	Volume	Top 10 Loser	Price	% Δ	Volume	Top 10 Value	Price	Turnover(mn)
SSSTEEL	30.8	8.4%	3,081,072	ZEALBANGLA	32.5	-9.8%	2,442	SQURPHARMA	253.6	141.759
WATACHEM	556.7	7.5%	150,451	SEMLFBSLGF	16.6	-9.8%	485,024	SILCOPHL	34.1	136.716
SONALIANS	501.4	7.4%	34,495	ARAMITCEM	16.6	-9.4%	14,814	RUNNERAUTO	96.1	107.619
STYLECRAFT	766.1	6.4%	43,620	MEGHNAPE	10.2	-8.9%	15,537	UPGDCL	388.2	107.517
TALLUSPIN	4.9	6.4%	21,421	GLOBALINS	27.5	-8.1%	1,453,043	BSC	53.6	101.632
MONNOSTAF	1404.7	6.2%	39,298	ATCSLGF	8.3	-7.8%	940,742	BEACONPHAR	25.8	99.364
GLAXOSMITH	1762.2	6.2%	18,306	PREMIERCEM	68.8	-7.6%	710	MONNOCERA	216.5	97.739
DBH1STMF	8.6	6.1%	779,850	STANCERAM	404.7	-6.0%	119,641	SSSTEEL	30.8	94.298
EASTRNLU	1289.9	6.1%	15,297	UNITEDAIR	1.9	-5.0%	3,177,351	IBP	25	88.517
BIFC	3.4	6.1%	21,908	DULAMIACOT	48.4	-4.7%	5,000	JMISMDL	502.6	86.239

Sector	% Trade 27-08-19	% Trade 25-08-19	% Trade 26-08-19	% Trade 25-08-19	% Trade 21-08-19	% Trade 20-08-19	Market Cap. Top 20 Company (mn)
Bank	5.52%	0.83%	4.69%	4.16%	5.03%	4.36%	GP 440,198
Cement	0.65%	-0.03%	0.68%	1.33%	0.57%	0.96%	SQURPHARMA 201,118
Ceramics	3.53%	-0.34%	3.87%	3.61%	3.81%	3.87%	BATBC 229,392
Engineering	17.28%	3.61%	13.68%	15.52%	10.81%	12.27%	UPGDCL 181,287
Food & Allied	4.97%	2.05%	2.92%	2.52%	2.93%	3.43%	RENATA 94,388
Fuel & Power	7.96%	-3.02%	10.98%	8.72%	19.73%	13.96%	BRACBANK 75,976
Insurance	4.92%	-0.74%	5.65%	6.54%	6.16%	6.88%	ICB 73,465
IT Sector	3.43%	-1.51%	4.94%	1.93%	1.40%	2.05%	BERGERPBL 64,873
Jute	0.47%	0.09%	0.38%	0.16%	0.23%	0.37%	LHBL 43,319
Life Insurance	1.83%	-0.71%	2.54%	1.70%	1.77%	2.74%	OLYMPIC 45,006
Miscellaneous	5.13%	-1.43%	6.56%	7.45%	5.62%	6.28%	MARICO 47,241
Mutual Funds	1.80%	-0.14%	1.94%	2.54%	2.01%	2.35%	SUMITPOWER 41,861
NBFI	1.61%	-0.63%	2.24%	2.66%	1.48%	1.45%	ISLAMIBANK 36,225
Paper & Printing	0.40%	-0.19%	0.58%	0.80%	0.44%	0.45%	TITASGAS 37,492
Pharma & Chem	21.79%	5.40%	16.39%	16.16%	16.04%	14.09%	BXPBARMA 32,526
Services	1.45%	0.34%	1.11%	2.19%	0.84%	0.84%	CITYBANK 27,849
Tannery	2.47%	0.34%	2.13%	3.47%	4.87%	2.86%	MJLBD 28,096
Telecom	1.48%	-0.71%	2.19%	1.26%	1.45%	2.17%	DUTCHBANGL 33,150
Textile	8.69%	-2.42%	11.11%	12.46%	11.04%	13.64%	IDLC 21,794
Travel & Leisure	0.18%	0.14%	0.04%	0.07%	0.06%	0.03%	EBL 30,442