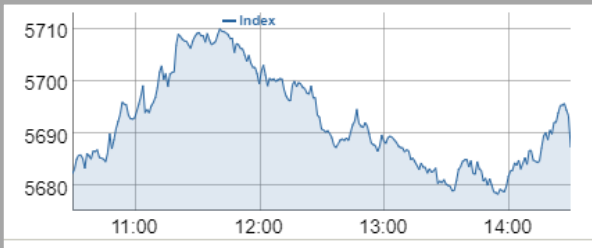
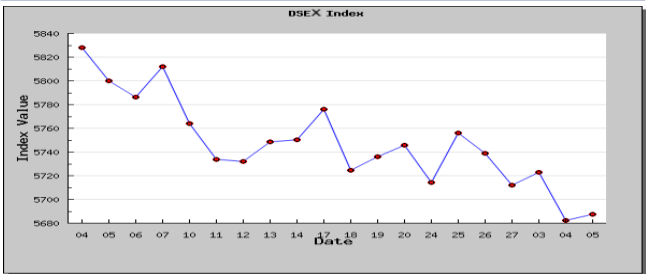


DSEX Index



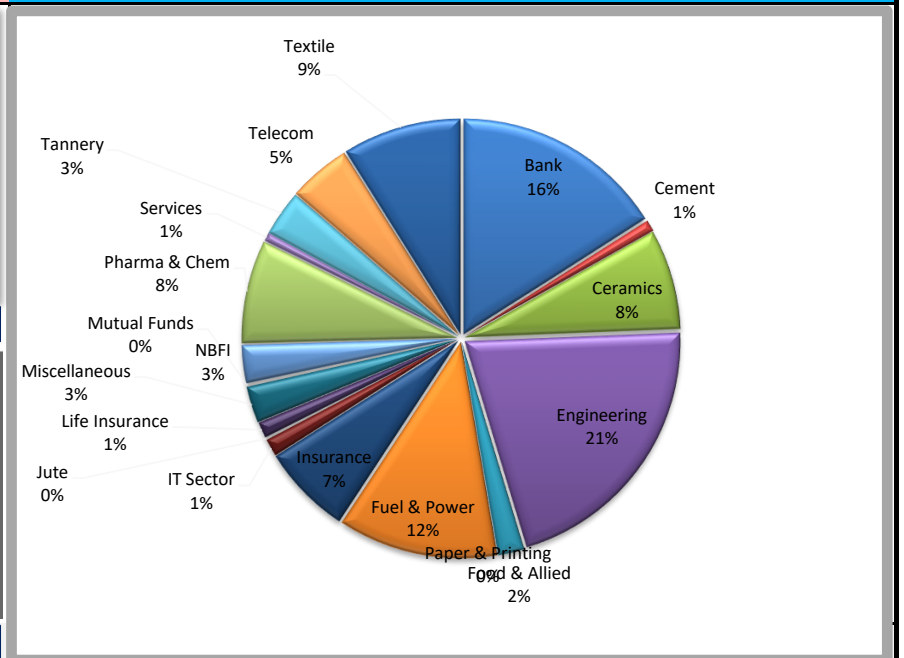
Today



Last 30 Days

Index	Value	Change	% Change
DSEX	5687.48	5.07	0.09%
DSES	1304.19	-5	-0.38%
DS30	1995.9	4.2	0.21%

Market Composition



Index	Total Trade	Trade Value (mn)	Trade Value Δ%	Market Cap. (mn)
DSEX	127976	5751.90	-15.66%	4,137,129

Top 10 Gainer	Price	% Δ	Volume	Top 10 Loser	Price	% Δ	Volume	Top 10 Value	Price	Turnover(mn)
DUTCHBANGL	191.9	10.0%	914,322	PARAMOUNT	17.2	-13.6%	1,143,200	MONNOCERA	430.2	396.069
SAFKOSPINN	23.1	8.4%	1,847,886	CITYGENINS	17.5	-8.6%	697,688	UPGDCL	399.7	340.815
EBL	38.9	8.4%	160,396	DBH	132.5	-8.3%	98,352	PREMIERBAN	16.5	300.355
NPOLYMAR	94.7	7.7%	2,388,644	MITHUNKNIT	15.1	-8.2%	37,888	BSCCL	163.2	233.402
BIFC	5.8	7.4%	1,910	KARNAPHULI	18.9	-7.5%	340,684	NPOLYMAR	94.7	220.837
GQBALLPEN	90.6	7.0%	216,946	CENTRALINS	21.7	-7.4%	60,174	AIL	85.4	208.307
MONNOSTAF	2010.8	5.2%	36,276	AGRANINS	32.5	-7.1%	434,208	SINGERBD	253.5	184.386
MEGHNAPEP	12.7	5.0%	7,277	GREENDELTA	61.1	-7.0%	54,186	SQURPHARMA	268.1	183.987
SKTRIMS	52.0	4.8%	1,009,656	PROVATIINS	34.4	-7.0%	815,964	DUTCHBANGL	191.9	172.343
RUPALIBANK	42.3	4.7%	1,033,336	TUNGHAI	4.1	-7.0%	569,693	NLTUBES	121.7	134.081

Sector	% Trade 5-03-19	Δ% to 4-3-19	% Trade 3-19	% Trade 3-2-19	% Trade 27-2-19	% Trade 26-2-19	Market Cap. Top 20 Company (mn)
Bank	15.98%	6.54%	9.45%	11.00%	8.06%	9.17%	GP 531,343
Cement	0.86%	0.20%	0.66%	1.75%	1.10%	0.99%	SQURPHARMA 216,031
Ceramics	7.53%	-7.28%	14.81%	6.75%	5.56%	5.64%	BATBC 223,038
Engineering	20.98%	6.46%	14.52%	24.78%	15.38%	9.58%	UPGDCL 195,324
Food & Allied	1.96%	-1.57%	3.53%	1.81%	2.28%	2.01%	RENATA 93,985
Fuel & Power	11.99%	-2.60%	14.59%	11.12%	15.22%	15.08%	BRACBANK 87,087
Insurance	6.74%	1.08%	5.66%	7.86%	10.87%	9.97%	ICB 83,861
IT Sector	1.31%	0.23%	1.09%	1.61%	1.52%	1.75%	BERGERPBL 85,089
Jute	0.23%	-0.01%	0.24%	0.51%	0.43%	0.37%	LHBL 47,384
Life Insurance	1.18%	-0.05%	1.23%	1.03%	1.43%	1.99%	OLYMPIC 46,386
Miscellaneous	2.74%	0.25%	2.48%	1.95%	2.64%	1.55%	MARICO 41,268
Mutual Funds	0.18%	-0.13%	0.30%	0.25%	0.37%	0.30%	SUMITPOWER 45,064
NBFI	2.85%	0.10%	2.75%	3.50%	2.77%	2.23%	ISLAMIBANK 40,411
Paper & Printing	0.06%	-0.01%	0.07%	0.12%	0.14%	0.35%	TITASGAS 38,481
Pharma & Chem	7.70%	-1.73%	9.43%	6.34%	8.50%	10.90%	BXPBARMA 36,906
Services	0.67%	-0.03%	0.71%	0.81%	1.05%	0.83%	CITYBANK 27,975
Tannery	3.45%	-0.97%	4.42%	6.52%	8.52%	7.19%	MJLBD 31,517
Telecom	4.69%	-2.36%	7.04%	5.16%	5.62%	6.68%	DUTCHBANGL 35,840
Textile	8.90%	1.88%	7.02%	7.11%	8.55%	8.38%	IDLC 25,338
Travel & Leisure	0.74%	0.00%	0.74%	0.74%	0.74%	1.09%	EBL 28,339