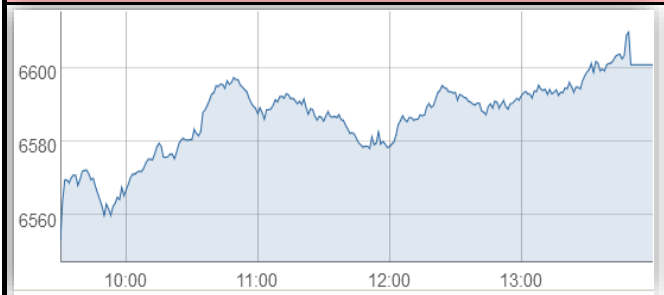
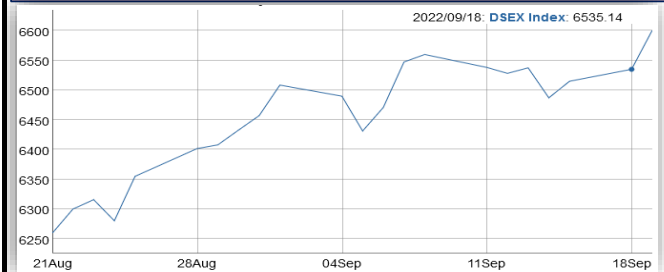


**DSEX Index**

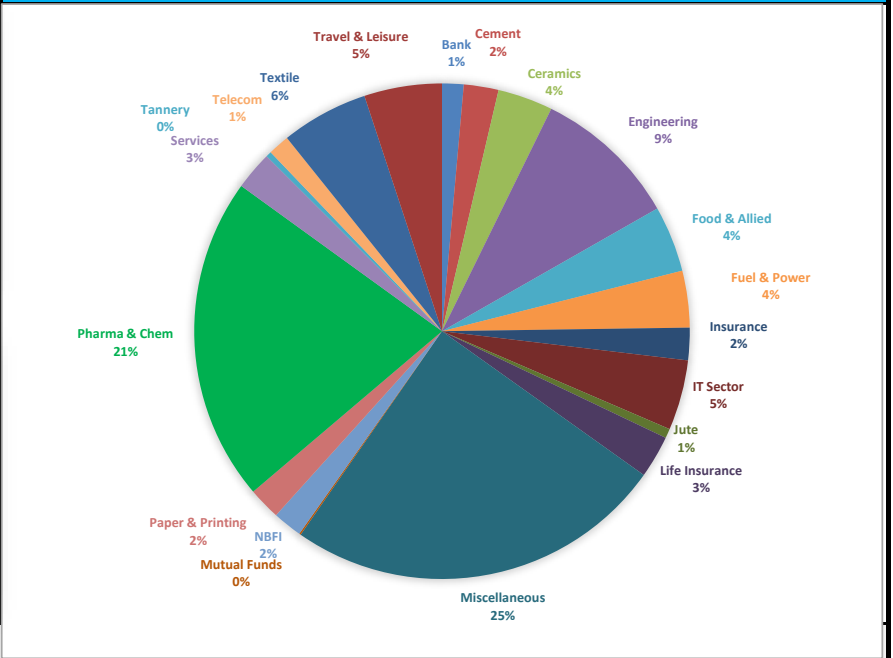


**Today**



**Last 30 Days**

**Market Composition**



Index	6600.88	65.74	1.01%	Trade Value (mn)	Trade Value Δ%	Adv./Dec.	Market Cap. (mn)
DSEX	6600.88	65.74	1.01%	19,898.30	9.70%	0.57	5,232,369.04
DSES	1451.39	15.72	1.09%				
DS30	2406.11	42.59	1.80%				

Top 10 Gainer	Price	% Δ	Volume	Top 10 Loser	Price	% Δ	Volume	Top 10 Value	Price	Turnover(mn)
MIRACLEIND	37.4	10.00	2,456,850	SONARGAON	54.7	-9.14	1,489,501	BEXIMCO	140.3	2786.962
BSC	154.2	9.99	6,146,322	NORTHERN	276.2	-6.75	63,163	ORIONPHARM	140.4	2400.535
ATLASBANG	114.6	9.98	113,297	BNICL	60.5	-6.49	1,402,678	BSC	154.2	908.823
NTLTUBES	89.5	9.95	928,085	SONALIANSH	648.7	-6.19	136,218	JHRML	120.6	824.053
ORIONPHARM	140.4	9.95	17,521,857	HAKKANIPUL	77.6	-5.71	840,522	SPCERAMICS	53.6	530.129
EHL	92.9	9.94	3,343,820	AMBEEPHA	549.0	-5.42	54,878	UNIQUEHRL	73.5	521.777
AZIZPIPES	126.2	9.93	359,015	SALAMCRST	37.6	-5.29	813,058	LHBL	77.1	402.574
RDFOOD	44.8	9.80	7,048,543	NITOLINS	45.1	-5.25	107,479	DELTA LIFE	156.8	343.894
BDCOM	43.8	9.77	6,217,842	SONALILIFE	53.0	-5.19	116,929	GENEXIL	83	320.136
BIFC	12.5	9.65	749,208	RAHIMTEXT	221.5	-4.90	31,928	RDFOOD	44.8	308.898

Sector	9/19/2022 % Trade	9/18/2022 %Δ Yest.	9/18/2022 % Trade	9/15/2022 % Trade	9/14/2022 % Trade	9/13/2022 % Trade	Free Float Market Cap. Top 20 Company (mn)
Bank	1.40%	-1.24%	2.64%	3.18%	2.57%	2.63%	SQRPHARMA 123,121
Cement	2.26%	-0.01%	2.27%	1.91%	2.89%	2.88%	BATBC 74,086
Ceramics	3.60%	0.91%	2.69%	2.40%	2.86%	3.87%	BEXIMCO 69,873
Engineering	9.48%	1.41%	8.08%	10.03%	10.14%	9.58%	RENATA 68,045
Food & Allied	4.32%	1.39%	2.93%	4.40%	3.95%	4.08%	BXPBARMA 49,179
Fuel & Power	3.70%	0.24%	3.45%	4.04%	5.30%	5.77%	BEACONPHAR 39,649
Insurance	2.11%	-2.23%	4.34%	1.76%	1.34%	1.00%	GP 38,727
IT Sector	4.58%	-2.81%	7.40%	6.37%	2.52%	3.00%	BRACBANK 31,298
Jute	0.00%	0.00%	0.00%	0.00%	0.00%	0.00%	LHBL 30,314
Life Insurance	2.78%	-0.12%	2.90%	3.30%	3.39%	2.33%	ISLAMIBANK 23,577
Miscellaneous	24.81%	8.18%	16.63%	23.28%	17.14%	20.18%	EBL 23,807
Mutual Funds	0.10%	0.03%	0.08%	0.09%	0.07%	0.24%	NBL 19,113
NBFI	1.91%	-0.81%	2.72%	3.12%	4.19%	5.44%	CITYBANK 17,695
Paper & Printing	2.11%	-0.54%	2.65%	2.15%	2.07%	2.29%	PUBALIBANK 18,384
Pharma & Chem	21.18%	-3.71%	24.89%	17.38%	21.95%	21.30%	ALARABANK 14,733
Services	2.51%	-1.36%	3.88%	2.29%	2.76%	2.97%	OLYMPIC 15,936
Tannery	0.36%	-0.17%	0.53%	1.05%	0.86%	0.41%	BSRMLTD 14,273
Telecom	1.39%	0.36%	1.04%	1.10%	2.38%	0.63%	ROBI 15,714
Textile	5.69%	-0.75%	6.44%	6.63%	10.27%	9.44%	SUMITPOWER 13,397
Travel & Leisure	5.07%	1.36%	3.71%	4.44%	2.10%	1.55%	UPGDCL 13,681