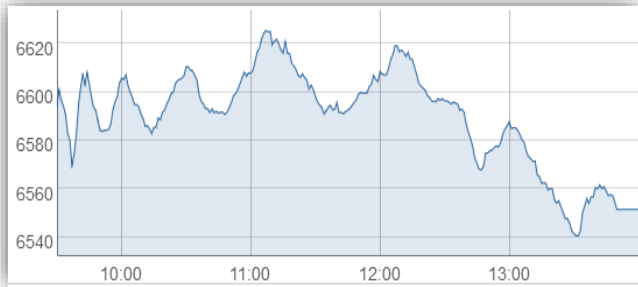
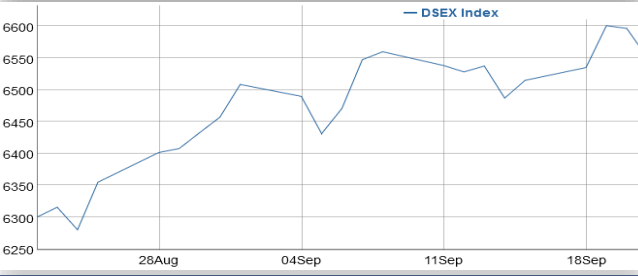


**DSEX Index**

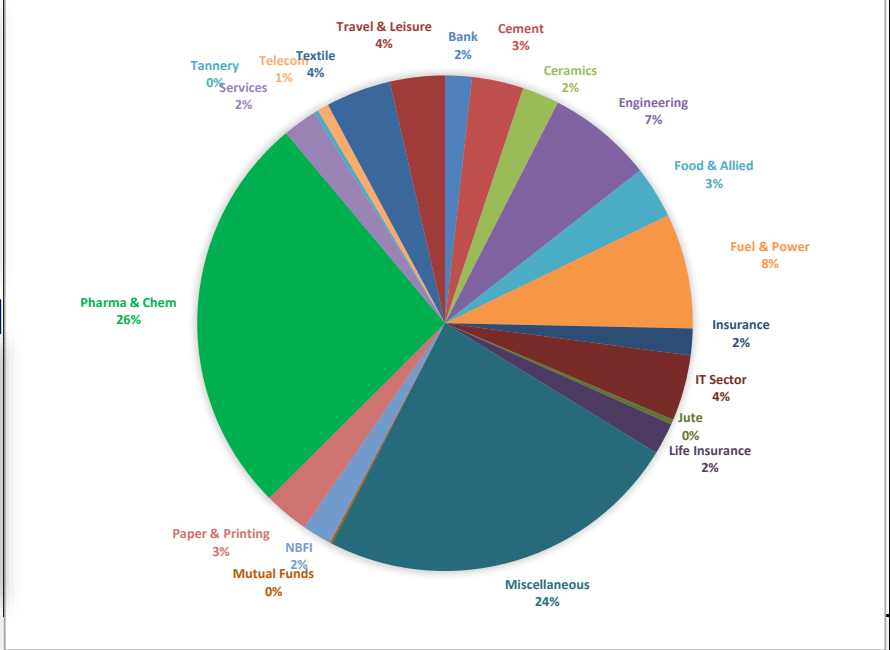


**Today**



**Last 30 Days**

**Market Composition**



Index	Trade Value (mn)	Trade Value Δ%	Adv./Dec.	Market Cap. (mn)	
DSEX	6551.44	-45.21	-0.69%	18,081.91	
DSES	1436.35	-12.03	-0.83%		
DS30	2374.83	-26.94	-1.12%		
				0.36	5,215,726.82

Top 10 Gainer	Price	% Δ	Volume	Top 10 Loser	Price	% Δ	Volume	Top 10 Value	Price	Turnover(mn)
INDEXAGRO	125.6	9.98	750,691	JUTESPINN	243.1	-8.75	24,386	ORIONPHARM	146.8	2572.593
MIRAKHTER	60.9	9.93	1,042,821	BDWELDING	27.9	-8.53	1,100,707	BEXIMCO	135.6	2296.928
SEAPEARL	114.2	9.91	1,626,602	NTC	643.3	-6.97	21,020	BSC	161.3	1022.297
BPML	85.5	9.76	4,178,095	ECABLES	189.6	-6.60	172,910	JHRML	132.6	666.327
ADVENT	29.8	7.58	6,313,153	NORTHERN	248.5	-6.19	31,745	SPCL	98.6	612.251
BDCOM	50.6	6.98	4,596,862	ATLASBANG	104.6	-6.10	47,134	LHBL	78.4	547.99
DOREENPWR	75.6	6.48	2,750,105	SINOBANGLA	60.9	-6.02	589,036	ORIONINFU	603.5	403.19
RSRMSTEEL	22.5	5.63	944,046	SONALIANSH	631.3	-5.52	60,778	ACMELAB	104	379.95
ADNTEL	66.0	5.43	1,093,374	AZIZPIPES	124.6	-5.46	290,112	BPML	85.5	347.314
IBP	23.5	5.38	7,302,041	KOHINOOR	696.3	-5.27	147,398	SPCERAMICS	50	309.941

Sector	9/21/2022 % Trade	9/20/2022 %Δ Yest.	9/20/2022 % Trade	9/19/2022 % Trade	9/18/2022 % Trade	9/15/2022 % Trade	Free Float Market Cap. Top 20 Company (mn)
Bank	1.75%	0.06%	1.69%	1.40%	2.64%	3.18%	SQRPHARMA 123,121
Cement	3.37%	0.21%	3.15%	2.26%	2.27%	1.91%	BATBC 74,086
Ceramics	2.41%	-0.35%	2.76%	3.60%	2.69%	2.40%	BEXIMCO 69,873
Engineering	6.89%	-2.45%	9.34%	9.48%	8.08%	10.03%	RENATA 68,045
Food & Allied	3.41%	0.39%	3.02%	4.32%	2.93%	4.40%	BXPHERMA 49,179
Fuel & Power	7.50%	2.98%	4.52%	3.70%	3.45%	4.04%	BEACONPHAR 39,649
Insurance	1.74%	-0.05%	1.80%	2.11%	4.34%	1.76%	GP 38,727
IT Sector	4.29%	-0.46%	4.75%	4.58%	7.40%	6.37%	BRACBANK 31,298
Jute	0.00%	0.00%	0.00%	0.00%	0.00%	0.00%	LHBL 30,314
Life Insurance	2.07%	-0.95%	3.02%	2.78%	2.90%	3.30%	ISLAMIBANK 23,577
Miscellaneous	23.79%	1.97%	21.81%	24.81%	16.63%	23.28%	EBL 23,807
Mutual Funds	0.14%	0.07%	0.06%	0.10%	0.08%	0.09%	NBL 19,113
NBFI	1.92%	-0.43%	2.34%	1.91%	2.72%	3.12%	CITYBANK 17,695
Paper & Printing	2.94%	0.53%	2.40%	2.11%	2.65%	2.15%	PUBALIBANK 18,384
Pharma & Chem	26.38%	0.58%	25.80%	21.18%	24.89%	17.38%	ALARABANK 14,733
Services	2.23%	-1.53%	3.76%	2.51%	3.88%	2.29%	OLYMPIC 15,936
Tannery	0.28%	-0.03%	0.31%	0.36%	0.53%	1.05%	BSRMLTD 14,273
Telecom	0.74%	-0.57%	1.31%	1.39%	1.04%	1.10%	ROBI 15,714
Textile	4.25%	-1.01%	5.25%	5.69%	6.44%	6.63%	SUMITPOWER 13,397
Travel & Leisure	3.58%	1.03%	2.55%	5.07%	3.71%	4.44%	UPGDCL 13,681