
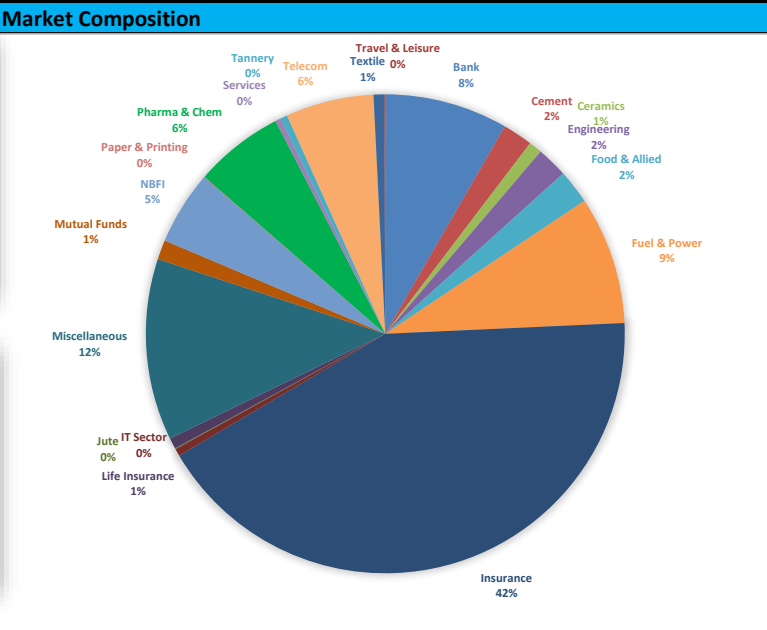



DSEX Index				Market Composition							
											
<b>Today</b> 2021/03/18: DSEX Index: 5434.69 											
<b>Last 30 Days</b>				<b>Total Trade</b>		<b>Trade Value (mn)</b>		<b>Trade Value Δ%</b>		<b>Market Cap. (mn)</b>	
<b>Index</b>											
DSEX	5188.28	23.58	0.46%								
DSES	1182.97	5.36	0.45%								
DS30	1960.80	7.89	0.40%								
				<b>Total Trade</b>		<b>Trade Value (mn)</b>		<b>Trade Value Δ%</b>		<b>Market Cap. (mn)</b>	
						93,379		8.27%		4,522,790.66	
<b>Top 10 Gainer</b>	<b>Price</b>	<b>% Δ</b>	<b>Volume</b>	<b>Top 10 Loser</b>	<b>Price</b>	<b>% Δ</b>	<b>Volume</b>	<b>Top 10 Value</b>	<b>Price</b>	<b>Turnover(mn)</b>	
SAVAREFR	156.5	10.0%	1,125	INDEXAGRO	58.8	-10.0%	2,755	BEXIMCO	68.7	454.072	
EMERALDOIL	15.6	9.9%	525,114	UNITEDFIN	14.1	-7.8%	554,338	ROBI	43.8	236.794	
CONTININS	44.9	9.8%	2,338,131	LIBRAINFU	615.3	-5.1%	7,166	BDFINANCE	31.8	155.289	
SONARBAINS	61.2	9.7%	2,428,022	RUNNERAUTO	48	-4.2%	5,370	PURABIGEN	32.9	127.932	
RAK CERAMIC	31.4	9.0%	938,418	TUNGHAI	2.6	-3.7%	65,398	PREMIERBAN	13.5	122.442	
CAPMIBBLMF	16.8	9.0%	811,226	MATINSPINN	34.3	-3.6%	600	ASIAPACINS	61.1	112.129	
FEDERALINS	24.3	8.5%	3,219,028	PADMALIFE	16.8	-3.5%	2,015	SONARBAINS	55.8	93.627	
ISLAMIINS	47.5	8.4%	1,186,723	ASIAINS	98	-3.2%	63,621	LANKABAFIN	25.4	88.098	
NFML	15.8	8.2%	844,180	ENVOYTEX	21.3	-3.1%	18,298	AGRANINS	42.5	85.005	
ALLTEX	8.9	7.1%	69,600	EASTERNINS	97.5	-3.0%	217,829	BXPBARMA	173.6	82.575	
<b>Sector</b>	<b>4/12/2021</b>	<b>4/11/2021</b>	<b>4/11/2021</b>	<b>4/8/2021</b>	<b>4/7/2021</b>	<b>4/6/2021</b>	<b>Market Cap. Top 20 Company (mn)</b>				
	<b>% Trade</b>	<b>% Δ Yest.</b>	<b>% Trade</b>	<b>% Trade</b>	<b>% Trade</b>	<b>% Trade</b>					
Bank	8.32%	-3.00%	11.32%	6.66%	10.08%	9.16%	GP			441,278	
Cement	2.02%	0.26%	1.76%	1.90%	2.84%	2.76%	WALTONHIL			344,945	
Ceramics	0.89%	0.19%	0.70%	0.94%	2.22%	1.44%	ROBI			229,421	
Engineering	2.09%	-0.56%	2.65%	3.34%	3.91%	3.74%	SQURPHARMA			174,808	
Food & Allied	2.30%	-0.82%	3.12%	2.38%	3.59%	2.63%	UPGDCL			149,619	
Fuel & Power	8.65%	2.50%	6.15%	5.79%	5.95%	8.77%	RENATA			118,234	
Insurance	42.22%	9.49%	32.73%	42.66%	30.39%	31.13%	BATBC			95,274	
IT Sector	0.50%	-0.02%	0.51%	0.77%	0.95%	0.89%	BERGERPBL			79,014	
Jute	0.00%	0.00%	0.00%	0.00%	0.00%	0.00%	BXPBARMA			77,445	
Life Insurance	0.73%	0.42%	0.31%	0.58%	0.46%	0.34%	ICB			71,556	
Miscellaneous	12.26%	-2.21%	14.47%	11.57%	11.89%	10.83%	MARICO			64,607	
Mutual Funds	1.32%	0.10%	1.22%	1.24%	1.63%	1.41%	BEXIMCO			60,203	
NBFI	4.97%	-2.93%	7.90%	4.88%	5.84%	6.91%	BRACBANK			54,494	
Paper & Printing	0.04%	0.03%	0.01%	0.02%	0.03%	0.11%	LHBL			54,236	
Pharma & Chem	6.04%	-1.37%	7.42%	6.96%	9.19%	7.66%	ISLAMIBANK			45,080	
Services	0.37%	-0.13%	0.50%	0.48%	0.84%	0.92%	SUMITPOWER			43,569	
Tannery	0.47%	0.05%	0.42%	0.10%	0.15%	0.13%	UNILEVERCL			33,373	
Telecom	5.95%	-1.78%	7.73%	7.87%	8.44%	9.72%	OLYMPIC			32,150	
Textile	0.72%	-0.26%	0.98%	1.69%	1.39%	1.35%	EBL			31,579	
Travel & Leisure	0.07%	0.02%	0.05%	0.12%	0.11%	0.05%	DUTCHBANGL			31,295	