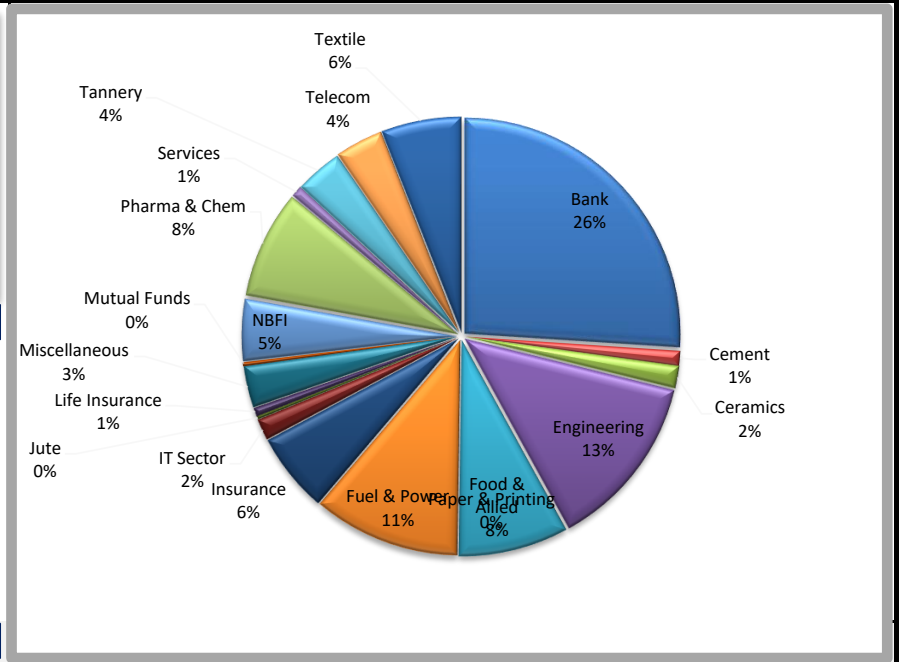
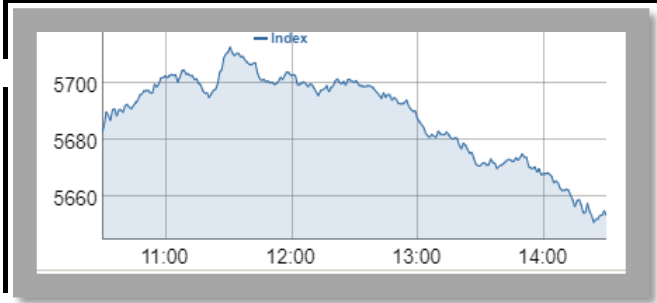
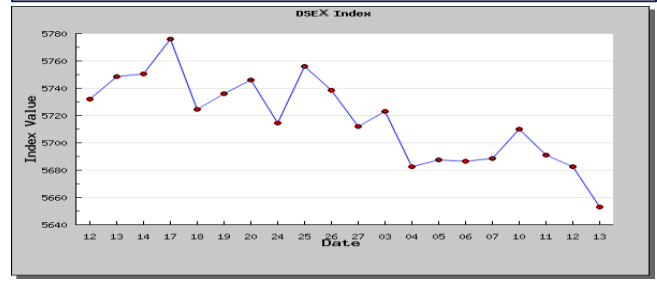


DSEX Index

Market Composition



Today



Last 30 Days

Index	Total Trade	Trade Value (mn)	Trade Value Δ%	Market Cap. (mn)
DSEX	134164	7081.27	13.85%	4,180,575
DSES				
DS30				

Top 10 Gainer	Price	% Δ	Volume	Top 10 Loser	Price	% Δ	Volume	Top 10 Value	Price	Turnover(mn)
DUTCHBANGL	217.7	16.7%	2,790,419	REPUBLIC	22.9	-9.9%	709,767	DUTCHBANGL	217.7	623.974
KAY&QUE	220.7	8.7%	176,388	SAFKOSPINN	22	-8.8%	1,827,807	BATBC	4549.4	435.461
UTTARABANK	31.3	8.7%	6,422,294	MONOCERA	336.8	-8.8%	259,560	UPGDCL	403.8	403.242
LIBRAINFU	1017.1	7.5%	43,169	PREMIERLEA	8.5	-7.9%	353,317	BRACBANK	84.1	237.731
MERCINS	33.7	7.1%	687,214	MEGHNAPET	11.7	-7.5%	21,259	UTTARABANK	31.3	200.316
SEBL1STMF	12.1	6.8%	2,481	STANDARINS	34.7	-6.8%	56,283	SINGERBD	271.9	162.933
VAMLBDMF1	7.9	6.8%	1	BNICL	19.9	-6.7%	555,178	FORTUNE	35.1	137.497
NLI1STMF	13.6	6.3%	1	GQBALLPEN	80.5	-6.6%	36,783	BSCCL	158.1	126.944
BERGERPBL	2068.7	6.2%	50,482	PRIMEINSUR	16.1	-6.4%	434,907	PREMIERBAN	15.4	119.965
MARICO	1547.8	5.9%	46,354	KARNAPHULI	18.3	-6.3%	189,361	RUPALIBANK	45.7	113.555

Sector	% Trade 13-03-19	Δ% to 12-3-19	% Trade 12-3-19	% Trade 11-3-19	% Trade 10-3-19	% Trade 9-3-19	Market Cap. Top 20 Company (mn)
Bank	26.02%	12.71%	13.31%	13.37%	13.48%	16.90%	GP 531,343
Cement	1.12%	-1.22%	2.34%	3.52%	1.47%	0.65%	SQURPHARMA 216,031
Ceramics	1.68%	-5.69%	7.37%	6.96%	6.44%	8.49%	BATBC 223,038
Engineering	13.18%	-0.70%	13.88%	17.74%	20.37%	16.18%	UPGDCL 195,324
Food & Allied	8.22%	-7.19%	15.42%	4.74%	3.87%	2.25%	RENATA 93,985
Fuel & Power	11.01%	0.00%	11.01%	9.68%	11.33%	8.74%	BRACBANK 87,087
Insurance	5.98%	1.08%	4.90%	6.60%	9.37%	9.43%	ICB 83,861
IT Sector	1.60%	-0.58%	2.18%	2.57%	3.78%	4.83%	BERGERPBL 85,089
Jute	0.30%	0.11%	0.18%	0.70%	0.26%	0.25%	LHBL 47,384
Life Insurance	0.65%	-0.12%	0.77%	1.07%	1.83%	2.69%	OLYMPIC 46,386
Miscellaneous	3.11%	0.85%	2.26%	2.93%	1.82%	1.97%	MARICO 41,268
Mutual Funds	0.29%	-0.15%	0.44%	0.36%	0.43%	0.41%	SUMITPOWER 45,064
NBFI	4.62%	1.15%	3.47%	4.43%	4.62%	3.16%	ISLAMIBANK 40,411
Paper & Printing	0.12%	0.06%	0.06%	0.09%	0.12%	0.12%	TITASGAS 38,481
Pharma & Chem	8.12%	-0.25%	8.37%	5.93%	6.79%	6.54%	BXPCHARMA 36,906
Services	0.87%	0.23%	0.64%	2.05%	0.80%	0.39%	CITYBANK 27,975
Tannery	3.56%	0.22%	3.34%	4.15%	3.45%	3.35%	MJLBD 31,517
Telecom	3.63%	-1.17%	4.80%	3.52%	2.86%	5.37%	DUTCHBANGL 35,840
Textile	5.92%	0.67%	5.26%	9.59%	6.90%	8.27%	IDLC 25,338
Travel & Leisure	0.81%	0.00%	0.81%	0.74%	0.67%	0.74%	EBL 28,339