

Index Overview

The market closed in green today. The benchmark index DSEX (+0.99%) gained a substantial 60.65 points and closed at 6213.99. The Shariah-based index DSES (+0.81%) and the Bluechip index DS30 (+0.61%) closed at 1362.93 and 2116.78 points, respectively. The Engineering Sector booked the highest turnover with 19.70%, followed by Pharma & Chemical and Textile Sectors with 13.82% and 13.10% respectively. Block trades accounted for 2.28% of overall market turnover.

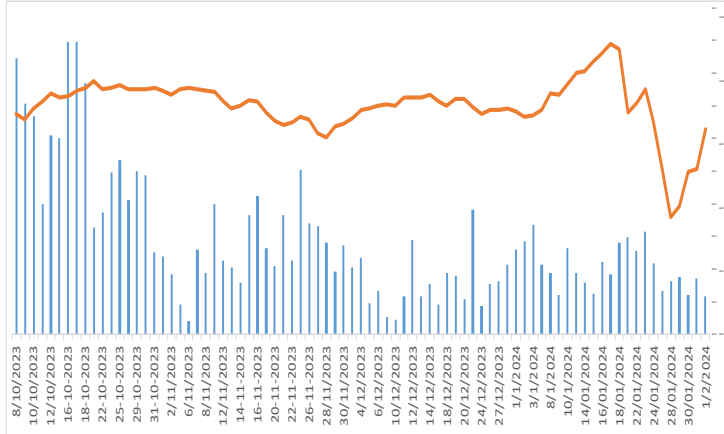
Index	Closing	Point Δ	%Δ
DSEX	6,213.99	60.65	0.99%
DSES	1,362.93	10.97	0.81%
DS30	2,116.78	12.85	0.61%
DSMEX	1,280.91	3.86	0.30%

Stock Movements	Gainer	Loser	Unchanged
Today	271	71	52
Last Trading Day	145	207	41

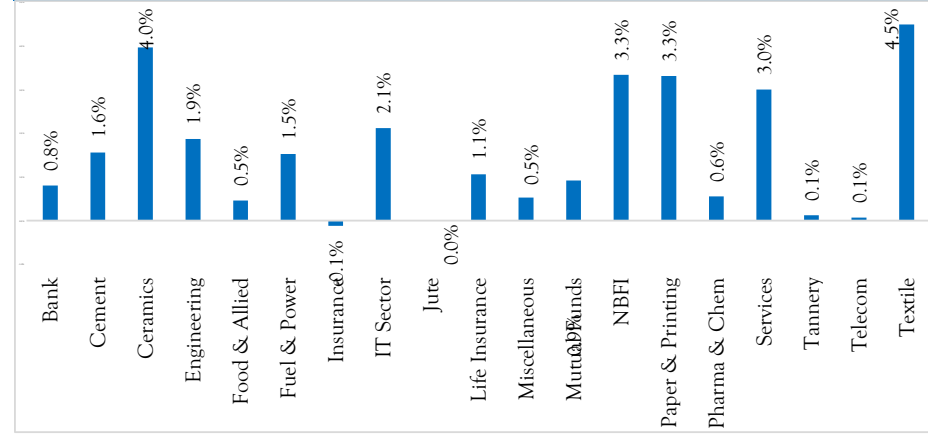
	Today	Last Day	Daily %Δ	
Mcap	Mn BDT	7,561,070	7,517,341	0.58%
Turnover	Mn BDT	11,221	9,797	14.53%
Volume	Mn Shares	394	326	20.80%
No. of Trade		272,796	248,291	9.87%

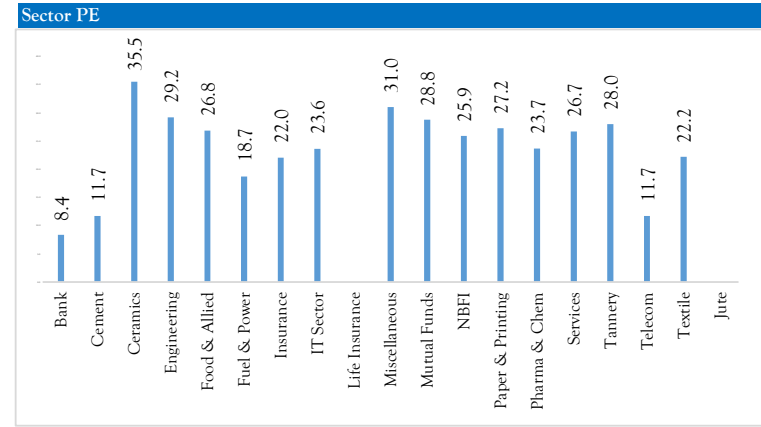
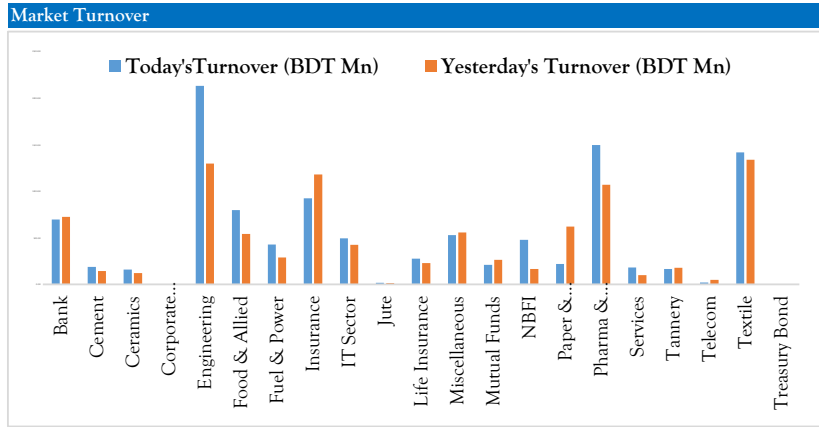
Sector Index	Mcap (BDT Mn)	% of Total Mcap	Turnover (BDT Mn)	% of Total Turnover	PE	PB
Bank	672,306	16.45%	696.89	6.43%	8.36	0.70
Cement	127,227	3.11%	186.25	1.72%	11.73	3.00
Ceramics	26,181	0.64%	158.50	1.46%	35.52	1.55
Corporate Bond						
Engineering	427,029	10.45%	2133.65	19.70%	29.18	1.37
Food & Allied	393,744	9.63%	798.84	7.38%	26.82	5.98
Fuel & Power	375,064	9.18%	427.88	3.95%	18.69	0.94
Insurance	100,444	2.46%	926.24	8.55%	22.05	1.73
IT Sector	39,451	0.97%	495.85	4.58%	23.63	2.63
Jute	3,833	0.09%	15.62	0.14%		4.60
Life Insurance	64,851	1.59%	276.45	2.55%		4.10
Miscellaneous	167,922	4.11%	527.95	4.87%	31.02	1.47
Mutual Funds	35,051	0.86%	210.58	1.94%	28.77	0.62
NBFI	142,708	3.49%	478.25	4.42%	25.91	5.07
Paper & Printing	35,084	0.86%	217.89	2.01%	27.24	1.61
Pharma & Chem	702,864	17.20%	1496.29	13.82%	23.66	2.59
Services	40,937	1.00%	179.76	1.66%	26.70	2.10
Tannery	31,181	0.76%	164.66	1.52%	27.97	2.88
Telecom	570,981	13.97%	20.34	0.19%	11.70	4.48
Textile	130,328	3.19%	1418.57	13.10%	22.21	0.96
Treasury Bond						

Chart: DSEX Index & Volume



Sector Return





Top Ten Gainers	Close Price	Δ%	Turnover (BDT Mn)	PE	PB
ACMEPL	25.30	10.00%	174.67	20.00	1.28
NAVANACNG	29.70	10.00%	50.72	270.00	0.85
OAL	18.80	9.94%	252.59	-23.75	1.55
BDTHAI	35.40	9.94%	582.65	-42.37	1.16
DESHBANDHU	44.30	9.93%	147.34	118.53	2.10
MIDASFIN	12.20	9.91%	7.40	-2.18	0.96
SHYAMPSUG	216.30	9.91%	10.28	-4.67	
KPPL	50.00	9.89%	44.66	-206.82	-24.46
DACCADYE	13.40	9.84%	20.93	-9.68	0.36
NHFIL	39.20	9.80%	27.08	18.31	1.84

Most Traded Share	Close Price (BDT)	Δ%	Turnover (BDT Mn)	PE	PB
BDTHAI	35.4	9.94%	582.648	-42.37	1.16
ORIONINFU	563.1	7.34%	574.68	245.14	36.63
FUWANGFOOD	32.6	7.95%	330.97	-36.83	12.43
ETL	17.2	2.99%	305.02	69.58	1.32
IFIC	12.5	2.46%	263.62	13.12	0.65
OAL	18.8	9.94%	252.59	-23.75	1.55
MALEKSPIN	33.1	9.24%	231.43	3.73	0.65
KARNAPHULI	53.7	-2.54%	215.61	28.85	2.66
AFTABAUTO	48.7	9.44%	185.76	-17.12	0.86
PDL	15.7	9.79%	185.30	119.17	1.05

Top Ten Losers	Close Price	Δ%	Turnover (BDT Mn)	PE	PB
TB15Y0124	0	-100.00%	0.00		
1STPRIMFMF	34.7	-6.22%	34.18	88.10	2.59
PBLPBOND	4500	-4.46%	0.01		
RENWICKJA	674.8	-4.01%	0.07	-23.59	
FINEFOODS	128.6	-3.38%	11.33	175.13	12.62
RUPALILIFE	124.2	-3.27%	39.61		
ICB3RDNRB	6.4	-3.03%	9.48	25.38	0.71
IMAMBUTTON	178.2	-2.89%	8.75	509.72	
KARNAPHULI	53.7	-2.54%	215.61	28.85	2.66
DGIC	37.3	-2.10%	28.73	28.22	3.35

Top Ten Market Cap	Mcap (BDT Mn)	% of Total Mcap	Turnover (BDT Mn)	PE	PB
GP	386,996	8.67%	0.395	10.67	8.38
WALTONHIL	317,378	7.11%	6.362	33.49	2.19
BATBC	280,098	6.27%	0.274	15.49	6.80
SQURPHARMA	185,977	4.16%	94.662	8.59	1.68
ROBI	157,138	3.52%	0.085	68.18	2.34
RENATA	139,689	3.13%	0.001	36.75	4.56
UPGDCL	135,475	3.03%	8.124	11.22	3.31
BEXIMCO	103,571	2.32%	0.174	1926.67	1.22
BERGERPBL	82,117	1.84%	13.738	30.59	6.80
LHBL	76,302	1.71%	71.904	12.14	4.77

Macro Overview		
Exchange Rates in BDT		
Currency	Sell	Buy
USD	108.51	110.92
GBP	137.71	140.78
EUR	117.53	120.16
<i>Sources: Onada.com</i>		
Commodity Price		
Commodity	2/1/2024	Δ Change
Gold (USD/ t oz)	2,047.80	-19.50
Brent Crude Oil (USD/bbl)	76.44	0.59
Cotton (USD/lb)	85.11	-0.06
Sugar (USDF/lb)	24.02	-0.11
<i>Sources: Investing.com</i>		
Money Market		
182 days T.Bill		11.40%
2yr T.Bond		11.60%
5yr T.Bond		11.75%
<i>Sources: Bangladesh Bank</i>		
DSE Corporate Events & News		
GOLDENSON		
(Q2 Un-audited): Consolidated EPS was Tk. (0.02) for October-December 2023 as against Tk. (0.16) for October-December 2022; Consolidated EPS was Tk. (0.12) for July-December 2023 as against Tk. (0.39) for July-December 2022. Consolidated NOCFPS was Tk. 0.35 for July-December 2023 as against Tk. 0.74 for July-December 2022. Consolidated NAV per share was Tk. 18.76 as on December 31, 2023 and Tk. 18.99 as on June 30, 2023.		
JAMUNAOIL		
(Q2 Un-audited): EPS was Tk. 10.86 for October-December 2023 as against Tk. 9.29 for October-December 2022; EPS was Tk. 18.46 for July-December 2023 as against Tk. 15.27 for July-December 2022. NOCFPS was Tk. 8.41 for July-December, 2023 as against Tk. 87.55 for July-December, 2022. NAV per share was Tk. 223.94 as on December 31, 2023 and Tk. 205.49 as on June 30, 2023.		
CENTRALPHL		
The Company has further informed that due to unavoidable circumstances the meeting of the Board of Directors of the Company as per Regulation 16(1) of the Dhaka Stock Exchange (Listing) Regulations, 2015, will be held on February 07, 2024 at 3:30 PM instead of January 31, 2024 at 3:00 PM to consider, among others, un-audited financial statements of the Company for the Second Quarter (Q2) period ended December 31, 2023.		
GBBPOWER		
The Company has informed that it has disbursed the Cash Dividend for the year ended June 30, 2023 to the respective shareholders.		
GPHISPAT		
(Q2 Un-audited): EPS was Tk. 0.66 for October-December 2023 as against Tk. (0.12) for October-December 2022; EPS was Tk. 0.32 for July-December 2023 as against Tk. (1.76) for July-December 2022. NOCFPS was Tk. 4.96 for July-December 2023 as against Tk. (2.11) for July-December 2022. NAV per share was Tk. 50.80 as on December 31, 2023 and Tk. 53.08 as on June 30, 2023. Reasons for deviation in EPS and NOCFPS		

Block Trade	Maximum Price (BDT)	Minimum Price (BDT)	No. of Trade	Quantity	Turnover (BDT Mn)
CITYGENINS	53.1	53	6	1032000	54.71
1STPRIMFMF	36.4	35.9	9	1019500	36.71
BEXIMCO	109.8	104.1	5	288807	30.30
BEACHHATCH	58.3	55.1	4	369302	20.86
BDTHAI	34	33.9	2	500000	16.97
AL-HAJTEX	143	143	5	67542	9.66
KPPL	50	50	5	135000	6.75
RUPALILIFE	135	132	3	43500	5.83
KDSALTD	57	57	1	100000	5.70
SEAPEARL	95	95	2	56300	5.35
INTECH	43	37.1	2	120000	5.04
KBPPWBIL	200.1	200	2	25000	5.00
RELIANCE1	13.7	13.7	3	300000	4.11
ISLAMICFIN	13.6	13.6	2	240000	3.26
SAIFPOWER	22.4	22.4	2	140000	3.14
MEGHNALIFE	77.5	77.5	1	38000	2.95
AIL	75	75	1	35000	2.63
GP	261.6	261.6	3	9256	2.42
SONARGAON	28	28	1	79829	2.24
BATBC	556.3	556.3	1	3799	2.11
BRACBANK	41.4	41.4	1	50000	2.07
DESHBANDHU	40.1	40.1	1	50000	2.01
ETL	16.8	16	2	110625	1.80
EHL	99	99	1	18000	1.78
APEXTANRY	100	100	1	17785	1.78
NAVANAPHAR	107	107	1	16000	1.71
FORTUNE	48	48	2	32900	1.58
RENATA	1141.8	1141.8	1	1256	1.43
PREMIERBAN	14.3	14.3	1	100000	1.43
AGRANINS	44.5	43	2	30000	1.31
RUPALIBANK	45.3	40	2	28050	1.19
ORIONINFU	530	530	2	2240	1.19
ACI	175	175	1	6153	1.08
KPCL	26.6	26.6	1	40000	1.06
PROVATIINS	58.1	58.1	1	18200	1.06
AFTABAUTO	46.2	46	2	22800	1.05
NAVANACNG	25.6	25.6	1	40000	1.02
BSCCL	176	176	1	4800	0.85
PDL	14.4	14.4	1	50000	0.72

Disclaimer

This Document/Report has been prepared and issued by Prime Bank Investment Limited (PBIL) on the basis of the public information available, internally developed data and other sources believed to be reliable. Whilst all reasonable care has been taken to ensure that the facts and information stated in the documents are accurate as on the date mentioned herein. Neither PBIL nor any of the director, shareholder, member of the management or employee in the research team or employee represents or warrants expressly or impliedly that the information or data of the sources used in the document are genuine, accurate, complete, authentic and correct. It does not solicit any action based on the materials contained herein and should not be construed as an offer or solicitation to Buy or Sell or Subscribe to any stocks. If any person takes any action relying on this report, shall be responsible solely by himself/herself for the consequences thereof any claim or demand for such consequences shall be rejected outright by PBIL or by a court of Law.