

Index Overview

The market closed in green today. The benchmark index DSEX (+0.67%) gained a substantial 41.86 points and closed at 6322.60. The Shariah-based index DSES (+0.41%) and the Bluechip index DS30 (+0.40%) closed at 1376.64 and 2133.25 points, respectively. The Engineering Sector booked the highest turnover with 14.90%, followed by Pharma & Chemical and Insurance Sectors with 12.83% and 12.42% respectively. Block trades accounted for 2.07% of overall market turnover.

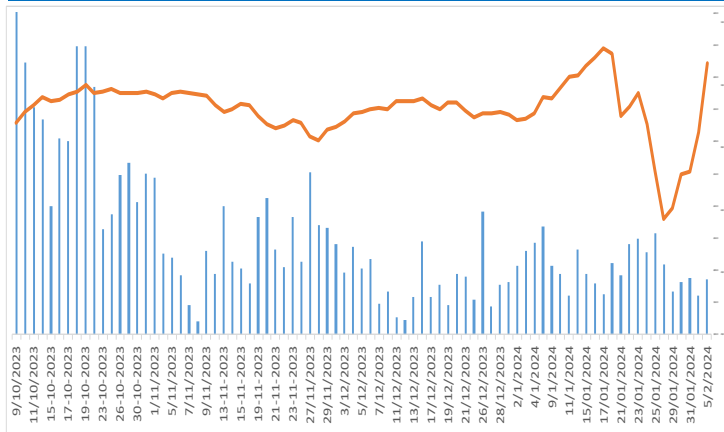
Index	Closing	Point Δ	%Δ
DSEX	6,322.60	41.86	0.67%
DSES	1,376.64	5.58	0.41%
DS30	2,133.25	8.55	0.40%
DSMEX	1,256.11	(6.12)	-0.49%

Stock Movements	Gainer	Loser	Unchanged
Today	261	93	41
Last Trading Day	321	44	30

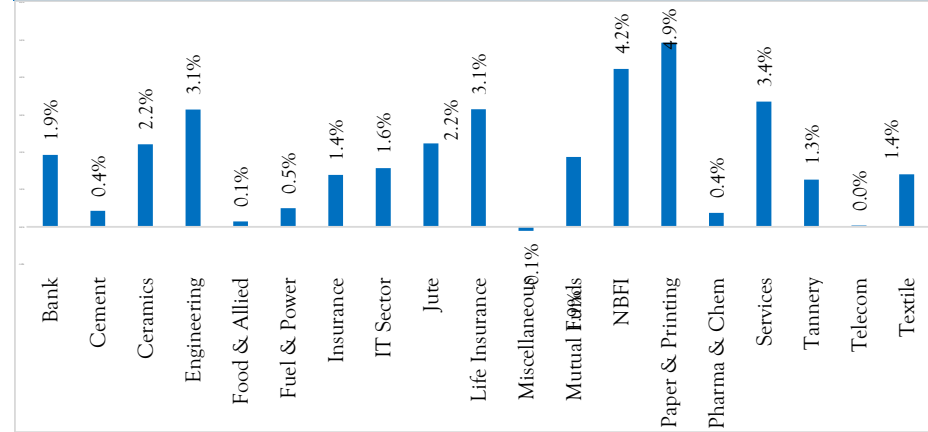
	Today	Last Day	Daily %Δ	
Mcap	Mn BDT	7,675,989	7,617,046	0.77%
Turnover	Mn BDT	16,548	15,804	4.71%
Volume	Mn Shares	552	529	4.35%
No. of Trade		368,298	353,844	4.08%

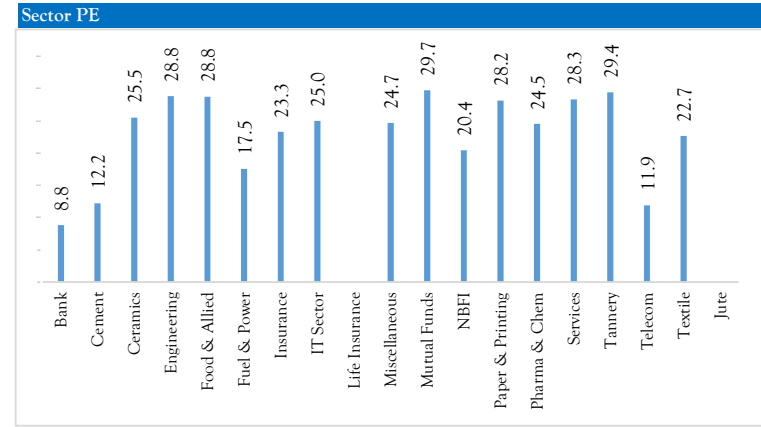
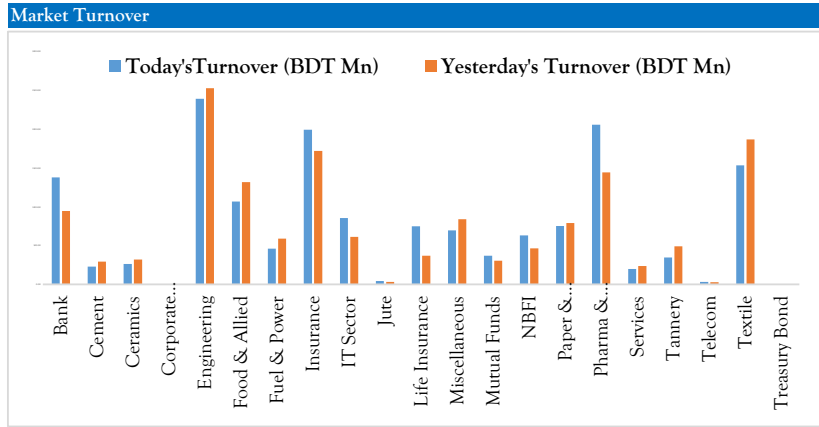
Sector Index	Mcap (BDT Mn)	% of Total Mcap	Turnover (BDT Mn)	% of Total Turnover	PE	PB
Bank	695,830	16.57%	1378.88	8.59%	8.85	0.73
Cement	128,691	3.06%	228.59	1.42%	12.23	3.04
Ceramics	28,271	0.67%	264.64	1.65%	25.49	1.67
Corporate Bond						
Engineering	457,864	10.90%	2391.11	14.90%	28.83	1.47
Food & Allied	397,404	9.46%	1069.11	6.66%	28.76	6.02
Fuel & Power	383,839	9.14%	458.95	2.86%	17.55	0.96
Insurance	106,413	2.53%	1993.61	12.42%	23.29	1.83
IT Sector	40,488	0.96%	855.54	5.33%	25.00	2.70
Jute	4,143	0.10%	43.02	0.27%		4.97
Life Insurance	69,331	1.65%	748.75	4.67%		4.39
Miscellaneous	168,476	4.01%	694.66	4.33%	24.70	1.47
Mutual Funds	37,037	0.88%	368.94	2.30%	29.75	0.65
NBFI	152,666	3.64%	631.43	3.93%	20.42	5.42
Paper & Printing	37,715	0.90%	751.58	4.68%	28.16	1.73
Pharma & Chem	706,318	16.82%	2058.37	12.83%	24.55	2.60
Services	43,720	1.04%	197.19	1.23%	28.32	2.24
Tannery	32,656	0.78%	346.03	2.16%	29.41	3.02
Telecom	571,426	13.61%	33.37	0.21%	11.90	4.49
Textile	137,453	3.27%	1534.00	9.56%	22.68	1.02
Treasury Bond						

Chart: DSEX Index & Volume



Sector Return





Top Ten Gainers	Close Price	Δ%	Turnover (BDT Mn)	PE	PB
TB20Y0540	99.36	25.85%	0.00		
GIB	8.80	10.00%	195.98	5.75	0.64
STANCERAM	117.80	9.99%	5.68	-6.19	17.69
BDLAMPS	178.50	9.98%	10.43	-7.95	2.15
COPPERTECH	35.30	9.97%	105.22	65.37	2.64
PROGRESLIF	58.60	9.94%	5.73	54.77	2.68
SPCERAMICS	37.70	9.91%	132.84	942.50	1.20
SICL	23.30	9.91%	0.03		
KPPL	56.80	9.86%	458.26	-258.18	-30.54
BDFINANCE	27.90	9.84%	95.61	56.94	1.60

Most Traded Share	Close Price (BDT)	Δ%	Turnover (BDT Mn)	PE	PB
ORIONINFU	605	4.35%	773.747	282.71	42.25
BDTHAI	37.2	-3.63%	567.16	-48.95	1.34
FUWANGFOOD	36	0.84%	489.59	-43.90	14.81
KPPL	56.8	9.86%	458.26	-258.18	-30.54
KARNAPHULI	58.3	-1.19%	350.87	30.52	2.81
ITC	46.9	3.76%	318.43	16.51	2.47
IFIC	13.2	2.33%	315.43	14.19	0.70
ETL	18.1	5.85%	290.65	75.42	1.43
FORTUNE	57.6	0.00%	285.15	25.26	3.96
OAL	19.3	-2.53%	277.18	-26.81	1.75

Top Ten Losers	Close Price	Δ%	Turnover (BDT Mn)	PE	PB
MIRACLEIND	50.9	-4.86%	90.61	-22.32	2.91
BDTHAIFOOD	32.4	-4.71%	20.76	52.26	2.29
1STPRIMFMF	32.7	-3.82%	69.57	77.86	2.29
PDL	15.4	-3.75%	136.86	128.33	1.13
EIL	47.5	-3.65%	181.14	30.25	2.65
BDTHAI	37.2	-3.63%	567.16	-48.95	1.34
SHASHADNIM	24	-3.23%	17.62	13.48	0.59
BEACHHATCH	60.8	-3.18%	131.81	34.55	5.75
RSRMSTEEL	22.4	-3.03%	15.76	-5.97	0.50
AMANFEED	33.4	-2.91%	37.69	33.40	1.18

Top Ten Market Cap	Mcap (BDT Mn)	% of Total Mcap	Turnover (BDT Mn)	PE	PB
GP	386,996	8.67%	0.577	10.67	8.38
WALTONHIL	317,378	7.11%	15.317	37.58	2.46
BATBC	280,098	6.27%	0.581	15.49	6.80
SQURPHARMA	185,977	4.16%	81.102	8.65	1.69
ROBI	157,138	3.52%	1.195	68.18	2.34
RENATA	139,689	3.13%	0.104	36.75	4.56
UPGDCL	135,475	3.03%	7.16	11.36	3.35
BEXIMCO	103,571	2.32%	0.077	1926.67	1.22
BERGERPBL	82,117	1.84%	11.926	29.47	6.94
LHBL	76,302	1.71%	123.23	12.37	4.86

Macro Overview		
Exchange Rates in BDT		
Currency	Sell	Buy
USD	108.60	111.00
GBP	137.15	140.28
EUR	117.11	119.76

Sources: Onada.com

Commodity Price		
Commodity	2/5/2024	Δ Change
Gold (USD/ t oz)	2,047.80	-19.50
Brent Crude Oil (USD/bbl)	76.44	0.59
Cotton (USD/lb)	85.11	-0.06
Sugar (USDF/lb)	24.02	-0.11

Sources: Investing.com

Money Market	
182 days T.Bill	11.40%
2yr T.Bond	11.60%
5yr T.Bond	11.72%

Sources: Bangladesh Bank

DSE Corporate Events & News

GENEXIL

The Company has informed that the Board of Directors has approved an agreement with "Red Sea Gateway Terminal Bangladesh Limited "RSGT" a Saudi Arabian Company", who is assigned to operate Patenga Container Terminal (PCT) for next 22 years under a concession agreement with Chittagong Port Authority in a G2G Partnership Kingdom of Saudi Arabia.

GP

There will be no price limit on the trading of the shares of the Company today (06.02.2024) following its corporate declaration. However, the floor price shall be applicable accordingly.

GP

125% Final Cash Dividend for the year ended December 31, 2023 (which represents 51.03% of the Profit After Tax for the year 2023). Date of AGM: 02.05.2024, Time: 10:30 AM. Record date: 29.02.2024. The Company has also reported EPS of Tk. 24.49, NAV per share of Tk. 49.39 and NOCFPS of Tk. 44.88 for the year ended December 31, 2023 as against Tk. 22.29, Tk. 34.22 and Tk. 47.26 respectively for the year ended December 31, 2022

SPCL

Pursuant to the Long-Term Rental Agreement for Power Purchase with Bangladesh Power Development Board, a 15 years contract period is going to expire on 09.02.2024 at 24:00 Hours (Midnight). Consequently, the plant shall be shut down from the above time and discontinued from the national grid. However, the company has requested the renewal of the Power Purchase Agreement for a further period of 5 years under a no-electricity no-payment basis.

BESTHLDNG

Trading of shares of Best Holdings Limited will start at DSE from February 06, 2024 under 'N' category. DSE Trading Code for Best Holdings Limited is "BESTHLDNG" and DSE Company Code is 29005 under 'Travel & Leisure' sector.

Block Trade	Maximum Price (BDT)	Minimum Price (BDT)	No. of Trade	Quantity	Turnover (BDT Mn)
SINGERBD	150	150	2	900000	135.00
KARNAPHULI	64.9	55	7	470240	27.74
SQURPHARMA	220	220	1	100805	22.18
CITYGENINS	61	59.5	3	345000	20.68
BDFINANCE	23.5	22.9	2	465720	10.73
SONALIPAPR	520	520	2	15000	7.80
BSC	126	120	2	61000	7.39
SONALIANS	635	601	3	11870	7.33
EASTERNINS	73.1	73.1	1	100000	7.31
GP	261.6	261.6	10	26380	6.90
KBPPWBIL	200	200	1	30000	6.00
ROBI	27.3	27	8	199499	5.39
FORTUNE	55	52	3	96065	5.20
REPUBLIC	50	49	3	101900	5.00
PDL	15.7	15.7	3	300000	4.71
BATBC	552	479.8	6	8785	4.36
PTL	72	70	2	58201	4.17
INTRACO	39.6	39.6	1	100000	3.96
PREMIERBAN	13.5	12.4	2	300000	3.83
MEGHNACEM	77.8	77.5	3	45000	3.50
CENTRALINS	54.5	52.1	4	64001	3.39
CRYSTALINS	124	102.3	4	27340	3.00
EHL	98.9	98.9	1	23500	2.32
MONOSPOOL	248	248	1	8958	2.22
BEXIMCO	104.1	104.1	1	20001	2.08
IBP	16.2	16.2	2	98042	1.59
LIBRAINFU	920	875	2	1700	1.54
SAIFPOWER	26.4	26.4	1	57500	1.52
DGIC	38.8	38.8	1	36684	1.42
UNIONINS	62	62	1	22500	1.40
FIRSTSBANK	8	8	2	165000	1.32
AIBLISTIMF	9.2	9.2	1	140000	1.29
IFIC	12.8	12.8	1	100000	1.28
RENATA	1141.8	1141.8	2	1114	1.27
PARAMOUNT	63	63	1	20000	1.26
TOSRIFA	22.8	22.8	1	55000	1.25
ADVENT	27.5	27.5	1	40000	1.10
AGRANINS	44.5	44.5	1	24500	1.09
LEGACYFOOT	77	72.4	2	13500	1.01

Disclaimer

This Document/Report has been prepared and issued by Prime Bank Investment Limited (PBIL) on the basis of the public information available, internally developed data and other sources believed to be reliable. Whilst all reasonable care has been taken to ensure that the facts and information stated in the documents are accurate as on the date mentioned herein. Neither PBIL nor any of the director, shareholder, member of the management or employee in the research team or employee represents or warrants expressly or impliedly that the information or data of the sources used in the document are genuine, accurate, complete, authentic and correct. It does not solicit any action based on the materials contained herein and should not be construed as an offer or solicitation to Buy or Sell or Subscribe to any stocks. If any person takes any action relying on this report, shall be responsible solely by himself/herself for the consequences thereof any claim or demand for such consequences shall be rejected outright by PBIL or by an court of Law.