

**Index Overview**

The market closed in green today. The benchmark index DSEX (+0.10%) gained 6.44 points and closed at 6352.50. The Shariah-based index DSES (+0.16%) and the Bluechip index DS30 (-8.42%) closed at 1387.51 and 2135.28 points, respectively. The Pharma & Chemical Sector booked the highest turnover with 20.34%, followed by Engineering & Textile Sectors with 16.73% and 10.08% respectively. Block trades accounted for 2.81% of overall market turnover.

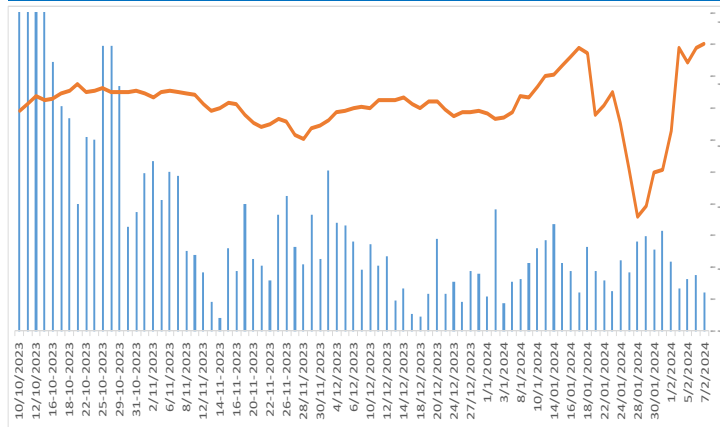
Index	Closing	Point Δ	%Δ
DSEX	6,352.50	6.44	0.10%
DSES	1,387.51	2.26	0.16%
DS30	2,135.28	(8.42)	-0.39%
DSMEX	1,272.69	(12.72)	-0.99%

Stock Movements	Gainer	Loser	Unchanged
Today	198	158	38
Last Trading Day	148	214	34

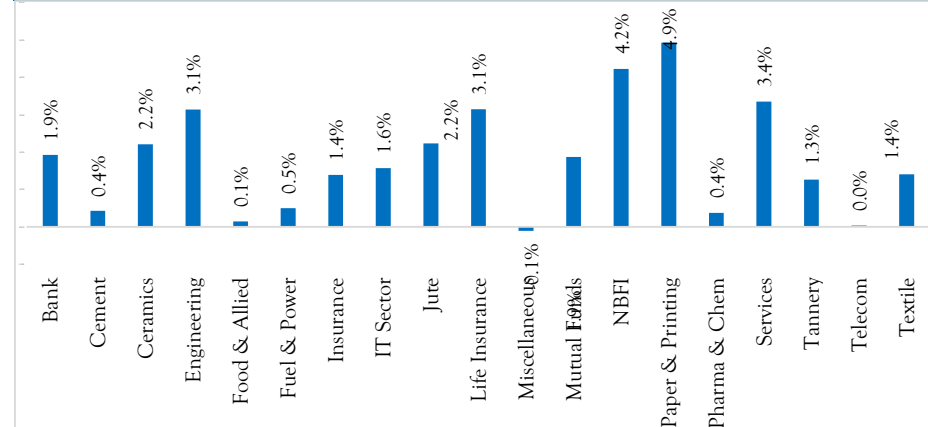
		Today	Last Day	Daily %Δ
Mcap	Mn BDT	7,711,324	7,714,569	-0.04%
Turnover	Mn BDT	17,304	16,518	4.76%
Volume	Mn Shares	538	541	-0.55%
No. of Trade		353,525	365,405	-3.25%

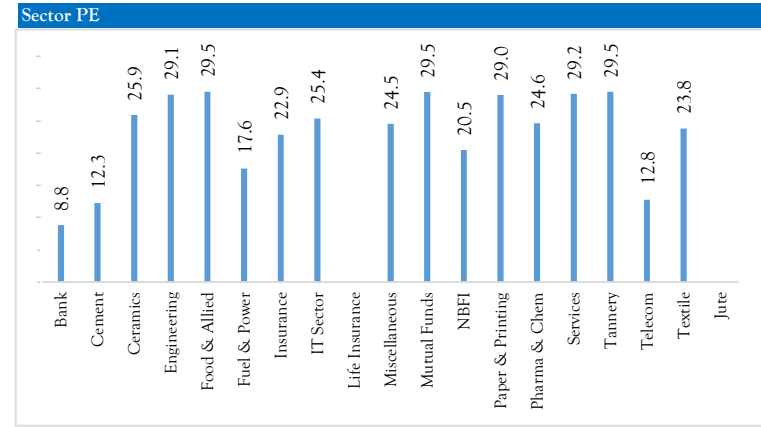
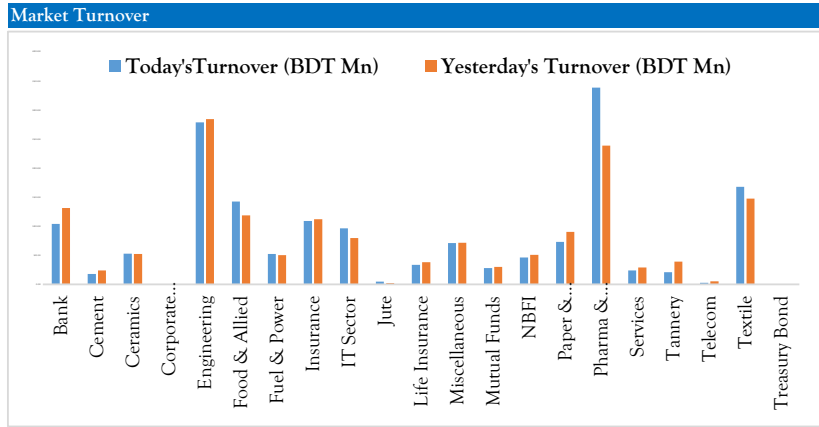
Sector Index	Mcap (BDT Mn)	% of Total Mcap	Turnover (BDT Mn)	% of Total Turnover	PE	PB
Bank	695,830	16.57%	1037.11	6.23%	8.82	0.73
Cement	128,691	3.06%	179.09	1.08%	12.27	3.04
Ceramics	28,271	0.67%	529.10	3.18%	25.90	1.67
Corporate Bond						
Engineering	457,864	10.90%	2783.19	16.73%	29.07	1.47
Food & Allied	397,404	9.46%	1424.88	8.56%	29.52	6.02
Fuel & Power	383,839	9.14%	523.88	3.15%	17.61	0.96
Insurance	106,413	2.53%	1091.31	6.56%	22.87	1.83
IT Sector	40,488	0.96%	963.33	5.79%	25.38	2.70
Jute	4,143	0.10%	45.96	0.28%		4.97
Life Insurance	69,331	1.65%	337.95	2.03%		4.39
Miscellaneous	168,476	4.01%	710.12	4.27%	24.54	1.47
Mutual Funds	37,037	0.88%	279.74	1.68%	29.45	0.65
NBFI	152,666	3.64%	464.48	2.79%	20.49	5.42
Paper & Printing	37,715	0.90%	731.34	4.40%	29.01	1.73
Pharma & Chem	706,318	16.82%	3383.90	20.34%	24.65	2.60
Services	43,720	1.04%	240.37	1.44%	29.19	2.24
Tannery	32,656	0.78%	211.20	1.27%	29.50	3.02
Telecom	571,426	13.61%	24.85	0.15%	12.78	4.49
Textile	137,453	3.27%	1677.49	10.08%	23.81	1.02
Treasury Bond						

Chart: DSEX Index & Volume



Sector Return





Top Ten Gainers	Close Price	Δ%	Turnover (BDT Mn)	PE	PB
BDFINANCE	31.90	10.00%	91.14	59.18	1.67
SALVOCHEM	52.90	9.98%	109.09	18.36	3.22
FUWANGCER	24.30	9.95%	268.02	61.39	1.86
MONNOFABR	18.80	9.94%	29.20	122.14	0.67
MITHUNKNIT	16.60	9.93%	6.16		4.75
RAKCERAMIC	41.00	9.92%	67.76	25.90	2.09
MATINSPINN	52.10	9.92%	30.52	40.86	0.79
AFTABAUTO	55.60	9.88%	149.58	-19.46	0.98
SALAMCRST	31.20	9.86%	28.32	157.78	1.53
ACFL	23.40	9.86%	4.62	213.00	0.62

Most Traded Share	Close Price (BDT)	Δ%	Turnover (BDT Mn)	PE	PB
ORIONPHARM	83.8	5.28%	1009.507	32.36	#DIV/0!
ORIONINFU	661.1	5.89%	548.86	291.73	43.60
KPPL	47.8	-8.95%	472.51	-238.64	-28.23
OAL	22.9	9.57%	434.50	-29.03	1.89
BDTHAI	36.6	-4.19%	396.08	-50.26	1.37
FUWANGFOOD	35.9	-2.18%	365.32	-44.76	15.10
CENTRALPHL	32.7	9.73%	362.25	-149.00	5.33
IFIC	13	-2.26%	334.30	14.30	0.71
EMERALDOIL	86.6	1.17%	319.31	14.56	#DIV/0!
MALEKSPIN	36	9.76%	283.96	4.04	0.70

Top Ten Losers	Close Price	Δ%	Turnover (BDT Mn)	PE	PB
KPPL	47.8	-8.95%	472.51	-238.64	-28.23
ANWARGALV	194.7	-8.72%	10.65	48.70	16.43
RENATA	1141.8	-6.25%	3.44	36.75	4.56
BDTHAI	36.6	-4.19%	396.08	-50.26	1.37
PROGRESLIF	57	-4.04%	3.67	55.51	2.72
JUTESPINN	289.3	-3.92%	0.57	-12.88	29.38
TITASGAS	29.9	-3.55%	27.30	32.98	0.43
TUNGHAI	5.6	-3.45%	3.34	-25.22	-0.94
FASFIN	5.7	-3.39%	10.90	-1.13	
GIB	8.7	-3.33%	113.93	5.88	0.65

Top Ten Market Cap	Mcap (BDT Mn)	% of Total Mcap	Turnover (BDT Mn)	PE	PB
GP	386,996	8.67%	0.414	11.70	8.38
WALTONHIL	317,378	7.11%	10.143	37.52	2.45
BATBC	280,098	6.27%	1.937	15.49	6.80
SQURPHARMA	185,977	4.16%	233.796	8.56	1.67
ROBI	157,138	3.52%	0.919	68.18	2.34
RENATA	139,689	3.13%	3.441	36.75	4.56
UPGDCL	135,475	3.03%	8.721	11.61	3.42
BEXIMCO	103,571	2.32%	0.169	1926.67	1.22
BERGERPBL	82,117	1.84%	14.323	29.37	6.91
LHBL	76,302	1.71%	86.578	12.27	4.82

## Macro Overview

### Exchange Rates in BDT

Currency	Sell	Buy
USD	108.63	111.06
GBP	136.50	139.57
EUR	116.73	119.35

Sources: Onada.com

### Commodity Price

Commodity	2/11/2024	Δ Change
Gold (USD/ t oz)	2,049.30	-19.50
Brent Crude Oil ( USD/bbl)	73.79	0.59
Cotton (USD/lb)	87.67	-0.06
Sugar (USDF/lb)	23.75	-0.11

Sources: Investing.com

### Money Market

182 days T.Bill	11.40%
2yr T.Bond	11.80%
5yr T.Bond	11.72%

Sources: Bangladesh Bank

## DSE Corporate Events & News

### AEM

Withdrawal of Authorized Representative: AVIVA Equity Management Limited (DSE TREC No. 62) has withdrawn one of its Authorized Representatives, Mr. Mohammad Jahirul Hoque with immediate effect.

### SONALIASH

As per Regulation 16(1) of the Dhaka Stock Exchange (Listing) Regulations, 2015, the Company has informed that a meeting of the Board of Directors will be held on February 12, 2024 at 4:30 PM to consider, among others, un-audited financial statements of the Company for the Second Quarter (Q2) period ended December 31, 2023

### ONEBANKPLC

Mrs. Farhat Yasmin, a Sponsor of the company, has transferred 10,000,000 shares of the company to NCC Bank Ltd., Kawran Bazar Br. (Institute) outside the trading system of the Exchange other than by way of gift as per the news disseminated by DSE on 22.01.2024.

### REGL

as imposed vide the Commission's Order No. BSEC/CMRRCD/2001-07/39 dated 28 July 2022: i) shall continue and remain in force until further order for the 06 (six) securities namely: BEXIMCO, BSRMLTD, ISLAMIBANK, KPCL, MPETROLEUM and SPCL; ii) shall continue up to the forthcoming respective record date for the 03 (three) securities: BATBC, GP and ROBI; (b) Upper limit and lower limit of the circuit breaker will be applicable as per the (cont.)

### REGL

Commission's Order No. BSEC/Surveillance/2020-975/219 dated 17 June 2021 for all securities not included in the floor price regulation of the Commission; (c) The Commission's Order No. BSEC/Surveillance/2020-975/339 dated 22 January 2024 is hereby repealed. This Order shall be effective from 07 February 2024.\* (end)

Block Trade	Maximum Price (BDT)	Minimum Price (BDT)	No. of Trade	Quantity	Turnover (BDT Mn)
ORIONINFU	628	620	2	1800	1.12
NCCBANK	12.3	12.2	2	82000	1.00
MIRACLEIND	51.1	51.1	1	10000	0.51
METROSPIN	22.9	22.9	1	293000	6.71
MEGHNALIFE	97.5	97.5	1	9950	0.97
MARICO	2550	2550	2	497	1.27
MALEKSPIN	34.3	34.3	1	25000	0.86
KPCL	26.6	26.6	2	51764	1.38
KBPPWBIL	215.5	215.5	1	2990	0.64
KARNAPHULI	57.2	55.2	8	168958	9.57
ITC	50.5	50.5	1	10000	0.51
ISLAMICFIN	13.7	13.7	2	240000	3.29
ILFSL	7.8	7.8	1	85000	0.66
IFIC	13.3	13.3	1	100000	1.33
GREENDELTA	75.9	75.9	1	12000	0.91
GP	261.6	261.6	19	151756	39.70
GIB	9.9	9.9	2	1009995	10.00
FUWANGFOOD	37.7	37.7	1	17000	0.64
FORTUNE	59.9	59.9	1	10000	0.60
ETL	17	17	1	40000	0.68
EMERALDOIL	85.6	85.6	1	50000	4.28
EASTERNINS	75.4	71	2	39950	2.89
DESHBANDHU	46	46	1	100000	4.60
CONFIDCEM	83.3	82.7	2	12100	1.00
CITYGENINS	61.5	60	3	593447	36.33
CENTRALINS	56	56	2	700000	39.20
BPML	73.5	73.5	2	50000	3.68
BEXIMCO	104.1	104.1	3	25000	2.60
BEACHHATCH	61	61	1	58500	3.57
BATBC	479.9	479.8	9	15500	7.44
ANWARGALV	214	214	1	3099	0.66
AIL	77.5	77	2	13300	1.03
AIBLISTIMF	9.1	9.1	2	980000	8.92
AGRANINS	45	45	1	100000	4.50
AGNISYSL	28.3	28.3	1	50000	1.42
AFTABAUTO	47.6	47.6	1	11000	0.52
ADVENT	28.4	28.4	1	50000	1.42
ADNTEL	127.8	127.8	1	11950	1.53
AAMRANET	56	50	2	64500	3.53

## Disclaimer

This Document/Report has been prepared and issued by Prime Bank Investment Limited (PBIL) on the basis of the public information available, internally developed data and other sources believed to be reliable. Whilst all reasonable care has been taken to ensure that the facts and information stated in the documents are accurate as on the date mentioned herein. Neither PBIL nor any of the director, shareholder, member of the management or employee in the research team or employee represents or warrants expressly or impliedly that the information or data of the sources used in the document are genuine, accurate, complete, authentic and correct. It does not solicit any action based on the materials contained herein and should not be construed as an offer or solicitation to Buy or Sell or Subscribe to any stocks. If any person takes any action relying on this report, shall be responsible solely by himself/herself for the consequences thereof any claim or demand for such consequences shall be rejected outright by PBIL or by an court of Law.