

Index Overview

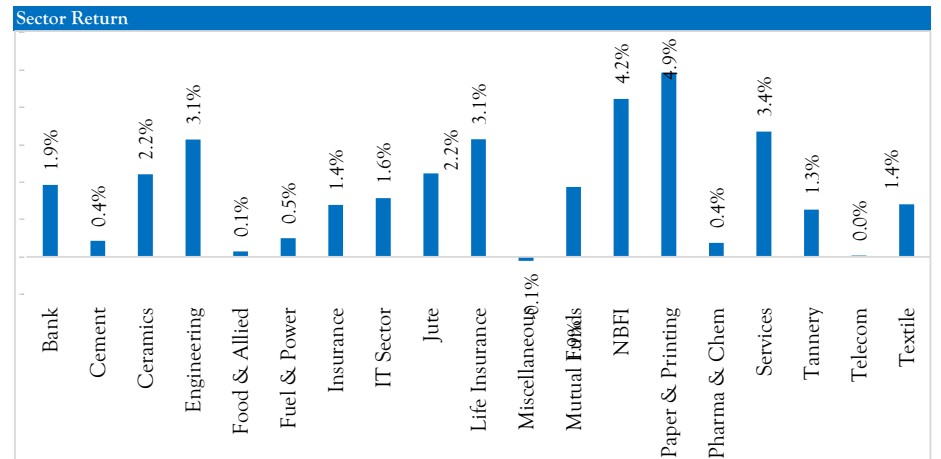
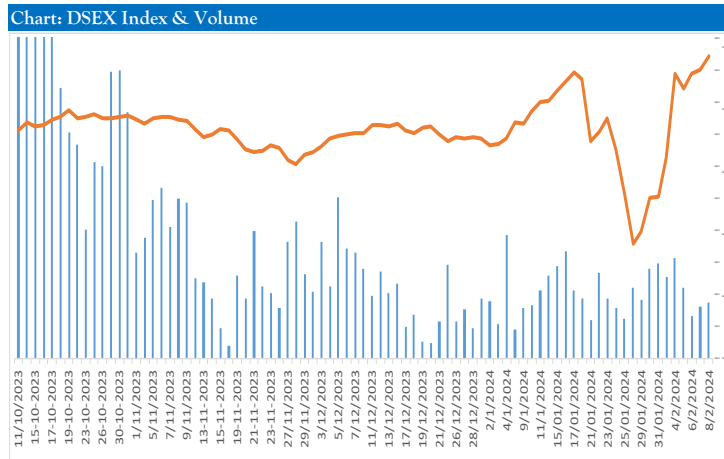
The market closed in green today. The benchmark index DSEX (+0.33%) gained 20.85 points and closed at 6373.35. The Shariah-based index DSES (-0.01%) and the Bluechip index DS30 (+0.14%) closed at 1387.32 and 2138.22 points, respectively. The Pharma & Chemical Sector booked the highest turnover with 17.62%, followed by Engineering & Textile Sectors with 15.72% and 12.04% respectively. Block trades accounted for 1.82% of overall market turnover.

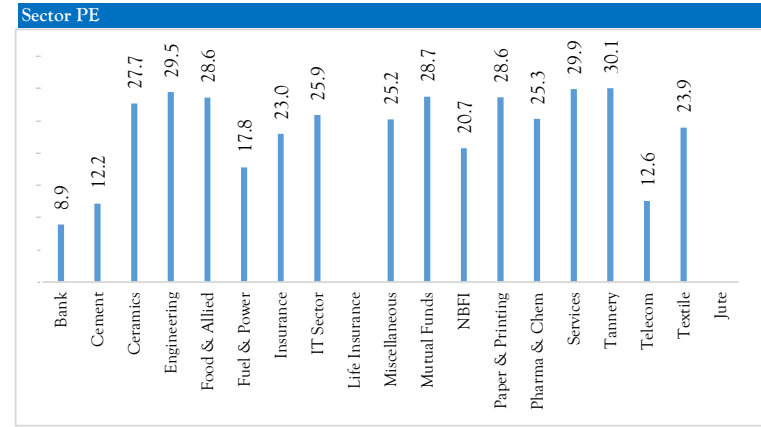
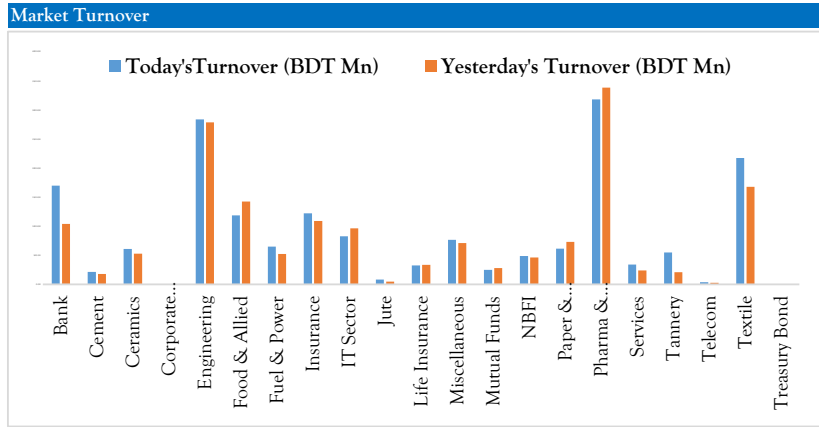
Index	Closing	Point Δ	%Δ
DSEX	6,373.35	20.85	0.33%
DSES	1,387.32	(0.19)	-0.01%
DS30	2,138.22	2.94	0.14%
DSMEX	1,264.07	(8.62)	-0.68%

Stock Movements	Gainer	Loser	Unchanged
Today	210	140	44
Last Trading Day	198	158	38

	Today	Last Day	Daily %Δ	
Mcap	Mn BDT	7,725,266	7,711,324	0.18%
Turnover	Mn BDT	18,578	17,304	7.36%
Volume	Mn Shares	620	538	15.24%
No. of Trade		381,108	353,525	7.80%

Sector Index	Mcap (BDT Mn)	% of Total Mcap	Turnover (BDT Mn)	% of Total Turnover	PE	PB
Bank	695,830	16.57%	1697.46	9.41%	8.94	0.73
Cement	128,691	3.06%	213.95	1.19%	12.16	3.04
Ceramics	28,271	0.67%	611.39	3.39%	27.71	1.67
Corporate Bond						
Engineering	457,864	10.90%	2835.58	15.72%	29.49	1.47
Food & Allied	397,404	9.46%	1184.53	6.57%	28.62	6.02
Fuel & Power	383,839	9.14%	647.10	3.59%	17.77	0.96
Insurance	106,413	2.53%	1222.28	6.78%	23.00	1.83
IT Sector	40,488	0.96%	825.76	4.58%	25.89	2.70
Jute	4,143	0.10%	82.16	0.46%		4.97
Life Insurance	69,331	1.65%	323.36	1.79%		4.39
Miscellaneous	168,476	4.01%	765.69	4.25%	25.22	1.47
Mutual Funds	37,037	0.88%	250.31	1.39%	28.74	0.65
NBFI	152,666	3.64%	487.42	2.70%	20.73	5.42
Paper & Printing	37,715	0.90%	614.07	3.41%	28.63	1.73
Pharma & Chem	706,318	16.82%	3177.92	17.62%	25.32	2.60
Services	43,720	1.04%	342.05	1.90%	29.94	2.24
Tannery	32,656	0.78%	545.88	3.03%	30.09	3.02
Telecom	571,426	13.61%	36.64	0.20%	12.59	4.49
Textile	137,453	3.27%	2170.48	12.04%	23.94	1.02
Treasury Bond						





Top Ten Gainers	Close Price	Δ%	Turnover (BDT Mn)	PE	PB
BESTHLDNG	31.90	10.00%	0.05		
SICL	30.90	9.96%	0.16		
PHOENIXFIN	12.20	9.91%	30.10	-0.40	1.33
PRIMEINSUR	59.10	9.65%	29.62	18.53	3.03
MITHUNKNIT	18.20	9.64%	9.07		5.72
PENINSULA	27.60	9.52%	48.89	-125.45	0.96
BIFC	9.20	9.52%	1.62	-0.94	-0.09
ADVENT	32.40	9.46%	337.33	26.13	2.16
AB BANK	11.90	9.17%	166.09	16.30	0.40
SKTRIMS	35.80	9.15%	222.72	20.57	2.30

Most Traded Share	Close Price (BDT)	Δ%	Turnover (BDT Mn)	PE	PB
CENTRALPHL	29.6	-9.48%	650.439	-98.67	5.30
IFIC	14	7.69%	624.85	15.05	0.74
ORIONINFU	661.3	0.03%	597.76	309.02	46.18
MALEKSPIN	38.9	8.06%	510.50	4.79	0.83
FORTUNE	60	6.57%	502.96	26.32	4.12
FUWANGCER	23.4	-3.70%	406.21	83.57	1.96
FUWANGFOOD	34	-5.29%	363.51	-41.46	13.99
OAL	21.2	-7.42%	342.46	-29.44	1.92
ADVENT	32.4	9.46%	337.33	26.13	2.16
BDTHAI	34.6	-5.46%	331.01	-41.19	1.24

Top Ten Losers	Close Price	Δ%	Turnover (BDT Mn)	PE	PB
CENTRALPHL	29.6	-9.48%	650.44	-98.67	5.30
SHYAMPSUG	252.6	-8.68%	15.25	-5.99	
OAL	21.2	-7.42%	342.46	-29.44	1.92
RENATA	1070.5	-6.24%	36.30	32.30	4.01
INTECH	39.2	-6.22%	59.24	57.65	73.96
KBPPWBIL	197.3	-5.73%	82.24	-4932.50	16.62
BDTHAI	34.6	-5.46%	331.01	-41.19	1.24
FUWANGFOOD	34	-5.29%	363.51	-41.46	13.99
SALAMCRST	29.6	-5.13%	25.19	164.44	1.60
BEACHHATCH	65.2	-4.96%	196.93	24.70	6.16

Top Ten Market Cap	Mcap (BDT Mn)	% of Total Mcap	Turnover (BDT Mn)	PE	PB
GP	386,996	8.67%	0.753	11.70	8.38
WALTONHIL	317,378	7.11%	10.368	36.67	2.40
BATBC	280,098	6.27%	2.515	15.67	6.80
SQURPHARMA	185,977	4.16%	66.478	8.55	1.67
ROBI	157,138	3.52%	0.697	68.18	2.34
RENATA	139,689	3.13%	36.297	32.30	4.01
UPGDCL	135,475	3.03%	6.457	11.74	3.46
BEXIMCO	103,571	2.32%	0.015	1926.67	1.22
BERGERPBL	82,117	1.84%	12.577	29.24	6.88
LHBL	76,302	1.71%	82.249	12.20	4.79

Macro Overview

Exchange Rates in BDT

Currency	Sell	Buy
USD	108.45	110.86
GBP	136.86	139.93
EUR	116.76	119.38

Sources: Onada.com

Commodity Price

Commodity	2/8/2024	Δ Change
Gold (USD/ t oz)	2,046.15	-19.50
Brent Crude Oil (USD/bbl)	73.59	0.59
Cotton (USD/lb)	88.24	-0.06
Sugar (USDF/lb)	23.67	-0.11

Sources: Investing.com

Money Market

182 days T.Bill	11.40%
2yr T.Bond	11.80%
5yr T.Bond	11.72%

Sources: Bangladesh Bank

DSE Corporate Events & News

IDLC

Dhaka Stock Exchange PLC. (DSE) has approved the proposed name change of the Company. Accordingly, the name of the Company will be 'IDLC Finance PLC.' instead of 'IDLC Finance Limited' with effect from February 11, 2024. Other things (except name) will remain unchanged.

WALTONHIL

Mr. S. M. Rezaul Alam, one of the Sponsor Directors of the Company, has expressed his intention to sell 100,000 shares out of his holding of 39,000,000 shares of the company at prevailing market price (in the Public/Block Market) through Dhaka Stock Exchange PLC. within next 30 working days.

EXCH

The private placement subscription of the first ever Exchange Traded Fund at DSE, namely "LB MULTI ASSET INCOME ETF" will start from 10:00 a.m. of February 12, 2024 and continue till 4:30 p.m. of February 28, 2024, by the registered Eligible Investors (EIs) through electronic subscription system of the stock exchanges.

UCB2PBOND

DSE NEWS: The Stock Brokers, Merchant Bankers and Portfolio Managers are requested to abstain from providing loan facilities to purchase Bond of UCB 2nd Perpetual Bond in between 1st to 30th trading day starting from today i.e. February 08, 2024 as per BSEC Directive No. BSEC/CMRRCD/2009-193/32 dated December 26, 2021.

EXCH

Trading of the Bond of IFIC Guaranteed Sreepur Township Green Zero Coupon Bond-Tranche 02 will commence at DSE from today under 'P' category in ATB Platform of DSE. DSE Trading Code is "TR2GSTGZCB" and DSE Company Code is 55005. Some other salient features: 1. Issuer: Sreepur Township Limited, 2. Issue price: BDT 97,059 per bond, 3. Face value: BDT 157,000 per bond, 4. Tenure: 4 years 9 months, 5. Coupon rate: 0.00%

Block Trade	Maximum Price (BDT)	Minimum Price (BDT)	No. of Trade	Quantity	Turnover (BDT Mn)
ADVENT	29.9	29.3	3	100000	2.95
AFTABAUTO	57	57	1	100000	5.70
AIL	77.1	76.1	2	94514	7.28
ASIAINS	55.4	55.4	1	18100	1.00
BATBC	485	479.8	14	16620	7.98
BDTHAI	36	36	1	50000	1.80
BEACHHATCH	68.2	68.2	1	50000	3.41
BEACONPHAR	225	219	3	200675	44.07
BEXIMCO	115.6	104.1	7	44324	4.66
BSC	121.5	121.5	1	195000	23.69
BSCCL	172.1	172.1	1	3200	0.55
BXPHERMA	139.6	139.6	13	200000	27.92
CONFIDCEM	86	85.5	2	11680	1.00
EASTERNINS	75.5	70.6	2	84010	6.04
EIL	49	48.5	3	700000	34.00
ESQUIRENIT	24.5	24.5	1	28000	0.69
ETL	18.1	18.1	1	30000	0.54
EXIM1STMF	5.3	5.3	1	200000	1.06
FAREASTLIF	69	69	1	8000	0.55
FINEFOODS	131	131	1	9450	1.24
FIRSTSBANK	8.9	8.9	1	58000	0.52
FUWANGCER	26.4	26.4	1	47000	1.24
FUWANGFOOD	36	36	1	200000	7.20
GENNEXT	6.7	6.6	2	170000	1.13
GLOBALINS	38	38	1	150000	5.70
GP	261.7	261.6	25	125415	32.81
HRTEX	78.6	78.6	3	30000	2.36
ICICL	31	31	1	20000	0.62
INTRACO	42.5	42.5	1	15000	0.64
IPDC	32	32	1	84625	2.71
ITC	51.5	51.5	2	100000	5.15
KARNAPHULI	60.5	55	7	246745	14.17
MEGCONMILK	27.3	27.3	1	20000	0.55
MEGHNACEM	78.5	78.5	1	12500	0.98
MEGHNALIFE	87.6	87.6	1	10000	0.88
MONOSPOOL	256	256	1	10380	2.66
NAHEEACP	52.1	49	2	30500	1.53
NPOLYMER	58.1	58.1	1	9400	0.55
OAL	25.1	25.1	1	20000	0.50

Disclaimer

This Document/Report has been prepared and issued by Prime Bank Investment Limited (PBIL) on the basis of the public information available, internally developed data and other sources believed to be reliable. Whilst all reasonable care has been taken to ensure that the facts and information stated in the documents are accurate as on the date mentioned herein. Neither PBIL nor any of the director, shareholder, member of the management or employee in the research team or employee represents or warrants expressly or impliedly that the information or data of the sources used in the document are genuine, accurate, complete, authentic and correct. It does not solicit any action based on the materials contained herein and should not be construed as an offer or solicitation to Buy or Sell or Subscribe to any stocks. If any person takes any action relying on this report, shall be responsible solely by himself/herself for the consequences thereof any claim or demand for such consequences shall be rejected outright by PBIL or by an court of Law.