

Index Overview

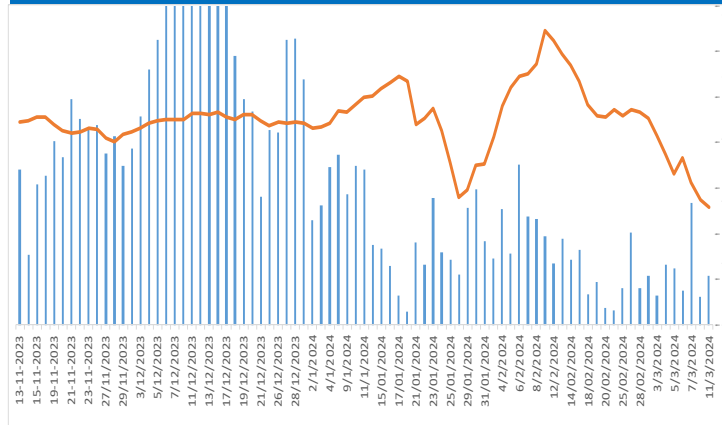
The market closed red today. The benchmark index DSEX (-0.28%) lost 16.85 points and closed at 6058.39. The Shariah-based index DSES (-0.17%) and the Bluechip index DS30 (-0.38%) closed at 1322.65 and 2075.88 points, respectively. The Engineering Sector booked the highest turnover with 19.26%, followed by the Pharma & Chemical and Food & Allied sectors with 17.70% and 16.13% respectively. Block trades accounted for 9.06% of overall market turnover.

Index	Closing	Point Δ	%Δ
DSEX	6,058.39	(16.85)	-0.28%
DSES	1,322.65	(2.30)	-0.17%
DS30	2,075.88	(7.99)	-0.38%
DSMEX	1,497.60	(40.80)	-2.65%

Stock Movements	Gainer	Loser	Unchanged
Today	174	163	59
Last Trading Day	84	261	54

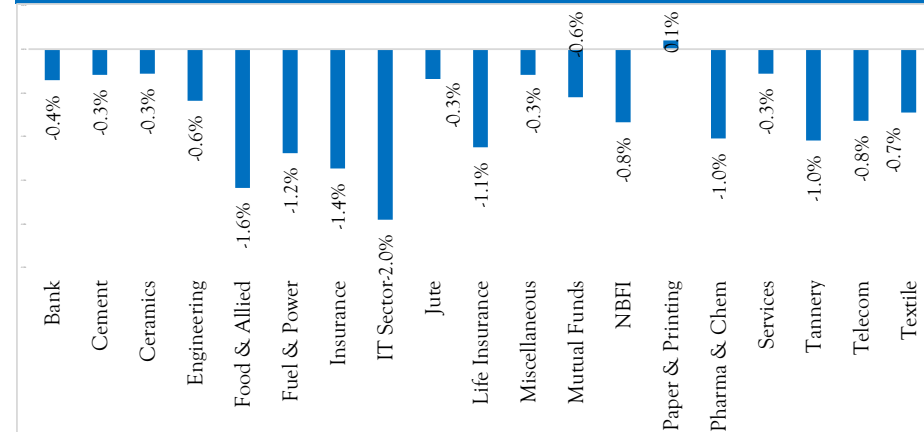
		Today	Last Day	Daily %Δ
Mcap	Mn BDT	7,400,877	672,988,742	-98.90%
Turnover	Mn BDT	7,541	4,783	57.69%
Volume	Mn Shares	208	144	44.44%
No. of Trade		187,616	135,548	38.41%

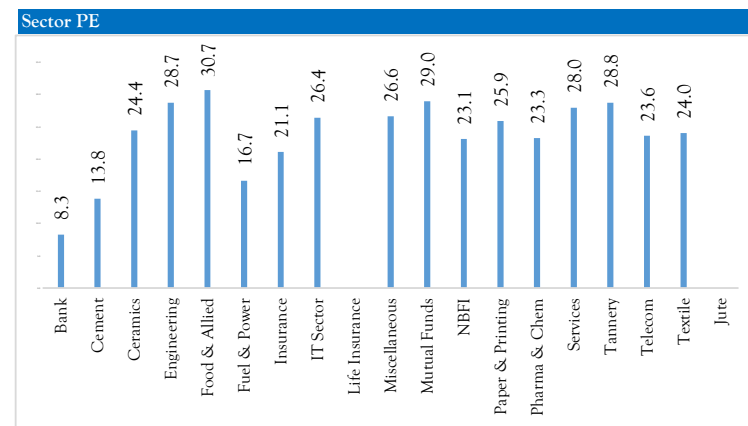
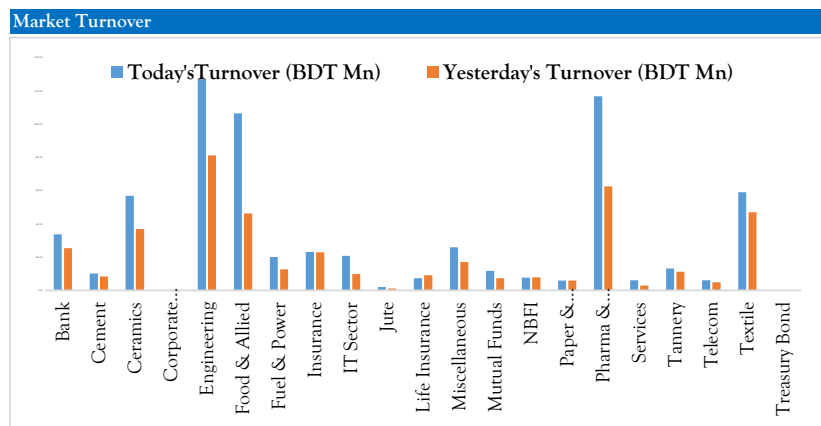
Chart: DSEX Index & Volume



Sector Index	Mcap (BDT Mn)	% of Total Mcap	Turnover (BDT Mn)	% of Total Turnover	PE	PB
Bank	683,354	17.44%	337.80	5.12%	8.30	0.71
Cement	125,140	3.19%	101.47	1.54%	13.84	2.95
Ceramics	28,619	0.73%	569.90	8.63%	24.44	1.69
Corporate Bond						
Engineering	407,666	10.41%	1271.31	19.26%	28.74	1.32
Food & Allied	356,280	9.10%	1064.41	16.13%	30.71	5.41
Fuel & Power	325,876	8.32%	200.01	3.03%	16.66	0.91
Insurance	103,124	2.63%	231.51	3.51%	21.11	1.66
IT Sector	34,599	0.88%	208.38	3.16%	26.43	2.42
Jute	4,329	0.11%	19.56	0.30%		5.20
Life Insurance	58,964	1.51%	73.90	1.12%		3.73
Miscellaneous	249,596	6.37%	258.82	3.92%	26.63	1.96
Mutual Funds	32,005	0.82%	116.70	1.77%	28.99	0.59
NBFI	119,239	3.04%	77.01	1.17%	23.12	7.13
Paper & Printing	37,743	0.96%	58.25	0.88%	25.93	1.70
Pharma & Chem	640,455	16.35%	1168.10	17.70%	23.28	2.36
Services	27,753	0.71%	60.33	0.91%	27.99	1.42
Tannery	31,274	0.80%	131.21	1.99%	28.76	2.89
Telecom	519,659	13.27%	61.16	0.93%	23.61	4.08
Textile	131,563	3.36%	590.10	8.94%	24.02	0.99
Treasury Bond						

Sector Return





Top Ten Gainers	Close Price	Δ%	Turnover (BDT Mn)	PE	PB
BBS	18.80	9.94%	68.12	-23.50	1.13
LOVELLO	54.20	9.94%	443.37	47.54	4.19
AOL	28.80	9.92%	44.04	18.11	1.55
SSSTEEL	14.50	9.85%	45.66	241.67	0.68
DOMINAGE	16.80	9.80%	47.21	420.00	0.98
ASIATICLAB	29.20	9.77%	0.11		
MITHUNKNIT	21.40	9.74%	7.99		6.73
GHAIL	17.00	9.68%	28.63	-65.38	1.27
GOLDENSON	23.00	9.52%	281.36	-95.83	1.21
PLFSL	3.60	9.09%	0.65	-0.25	-0.03

Most Traded Share	Close Price (BDT)	Δ%	Turnover (BDT Mn)	PE	PB
FUWANGCER	28.5	-8.36%	544.912	101.79	2.39
LOVELLO	54.2	9.94%	443.37	47.54	4.19
ORIONINFU	590.4	-7.23%	397.78	275.89	41.23
GOLDENSON	23	9.52%	281.36	-95.83	1.21
CENTRALPHL	28	-2.78%	210.72	-93.33	5.01
AIL	97	3.52%	194.91	44.91	4.18
BESTHLDNG	37.9	1.88%	154.19		
BEACONPHAR	234.8	-2.41%	138.49	36.12	9.13
FINEFOODS	192	7.50%	135.48	252.63	18.20
AFTABAUTO	54.6	-1.44%	123.44	-21.00	1.05

Top Ten Losers	Close Price	Δ%	Turnover (BDT Mn)	PE	PB
TB15Y0124	0	-100.00%	0.00		
TB15Y0224	0	-100.00%	0.00		
NCCBLMF1	6.3	-8.70%	2.36	10.33	0.55
FUWANGCER	28.5	-8.36%	544.91	101.79	2.39
HRTEX	96.4	-7.93%	46.75	25.64	2.33
ORIONINFU	590.4	-7.23%	397.78	275.89	41.23
KARNAPHULI	53.8	-5.45%	61.07	28.17	2.60
APSCLBOND	3607	-4.99%	7.19		
REGENTTEX	5.8	-4.92%	0.66	-3.58	0.22
ACI	160.4	-4.24%	9.89	-9.52	1.41

Top Ten Market Cap	Mcap (BDT Mn)	% of Total Mcap	Turnover (BDT Mn)	PE	PB
GP	386,996	8.67%	50.667	10.07	7.21
WALTONHIL	317,378	7.11%	2.947	31.95	2.09
BATBC	280,098	6.27%	116.497	13.26	5.75
SQURPHARMA	185,977	4.16%	37.786	8.48	1.66
ROBI	157,138	3.52%	0.263	49.18	2.34
RENATA	139,689	3.13%	10.314	27.39	3.40
UPGDCL	135,475	3.03%	3.117	9.77	2.88
BEXIMCO	103,571	2.32%	0.009	1926.67	1.22
BERGERPBL	82,117	1.84%	1.4	27.63	6.50
LHBL	76,302	1.71%	65.895	14.30	4.80

Macro Overview		
Exchange Rates in BDT		
Currency	Sell	Buy
USD	108.59	110.97
GBP	139.58	142.70
EUR	118.77	121.40

Sources: Oanda.com

Commodity Price		
Commodity	3/11/2024	Δ Change
Gold (USD/ t oz)	2,184.75	11.55
Brent Crude Oil (USD/bbl)	78.28	0.35
Cotton (USD/lb)	96.34	0.48
Sugar (USDF/lb)	21.51	0.09

Sources: Investing.com

Money Market		
182 days T.Bill		11.40%
2yr T.Bond		12.00%
5yr T.Bond		11.95%

Sources: Bangladesh Bank

DSE Corporate Events & News

RAHIMTEXT

Dhaka Stock Exchange PLC. (DSE) has approved the proposed name change of the Company. Accordingly, the name of the Company will be 'Rahim Textile Mills PLC.' instead of 'Rahim Textile Mills Limited' with effect from March 12, 2024. Other things (except name) will remain unchanged.

BEXIMCO

The company has informed that the Board of Directors of the company in its meeting held on March 10, 2024 took the following decision: That Beximco Ltd will enter into a joint venture development agreement and invest with Sreepur Township Ltd for the development of "Mayanagar" a mixed use, multipurpose affordable real estate project. Mayanagar will be developed on a 100 acre (approx.) land situated on the Nabinagar-Chandra Highway. (cont.1)

BEXIMCO

The development will be fully secured, gated and self contained township comprising of 18,000 apartments. The township will include healthcare, education, entertainment, sports and recreation and necessary civic and lifestyle amenities. The commercial space will be 5 million sft and includes serviced apartments, hotel, offices, convention center and shopping mall. The entire project will be developed as a green and ecofriendly township.(cont.2)

BEXIMCO

Presently, 75% of the project land is owned by Beximco Ltd and 25% by Sreepur Township Ltd and the profit will be shared accordingly. A globally renowned Architectural and Engineering Consultancy firm has been appointed for the design, development and supervision of the project on a turn key basis. An international EPC contractor will be appointed for the implementation of the project. (end)

MALEKSPIN

Dhaka Stock Exchange PLC. (DSE) has approved the proposed name change of the Company. Accordingly, the name of the Company will be 'Malek Spinning Mills PLC.' instead of 'Malek Spinning Mills Limited' with effect from March 12, 2024. Other things (except name) will remain unchanged.

Block Trade	Maximum Price (BDT)	Minimum Price (BDT)	No. of Trade	Quantity	Turnover (BDT Mn)
NTC	467.8	467	3	275170	128.71
EBL	28.4	28.4	4	4200000	119.28
BATBC	440	440	1	270000	118.80
LOVELLO	54.2	46	17	1697000	81.37
BEACONPHAR	261.5	261.5	1	137667	36.00
AIL	93.7	86.1	12	312501	28.64
KARNAPHULI	60	60	3	477000	28.62
ROBI	33	27.9	9	414058	12.70
ISLAMICFIN	14.5	14.5	1	840000	12.18
LINDEBD	1290	1290	1	7421	9.57
PEOPLESINS	44.4	44.4	1	207505	9.21
ORIONINFU	670	589	6	14377	8.91
ANLIMAYARN	46	46	1	190000	8.74
SQURPHARMA	216	216	1	39279	8.48
EMERALDOIL	77.6	77.6	1	79000	6.13
FINEFOODS	171.1	162	4	35150	5.91
RUPALILIFE	137.5	137.5	1	40800	5.61
FORTUNE	55	55	1	100000	5.50
HRTEX	99.9	94.5	4	53580	5.16
KBPPWBIL	192	192	1	26000	4.99
PLFSL	3.6	3.6	4	936040	3.37
MALEKSPIN	37	37	1	85000	3.15
ISLAMIBANK	29.4	29.4	1	100000	2.94
EHL	78.2	78.2	1	37000	2.89
SAIFPOWER	24.3	24.3	1	119002	2.89
ORIONPHARM	77.4	77.4	1	31000	2.40
FBFIF	5	4.9	3	460027	2.28
RUPALIBANK	36	36	1	61000	2.20
BSC	128	128	1	13000	1.66
BEXIMCO	107.3	106.6	3	14897	1.59
LHBL	73.5	73.5	1	20400	1.50
AFTABAUTO	55	55	2	26000	1.43
GP	250.9	250.9	1	4363	1.10
DUTCHBANGL	58	58	1	17000	0.99
NRBBANK	11.4	11.4	1	70000	0.80
NPOLYMER	55	55	1	14350	0.79
ABBISTMF	5	5	1	150000	0.75
SILVAPHL	18.2	18.2	1	35836	0.65
ADNTEL	125	125	1	5080	0.64

Disclaimer

This Document/Report has been prepared and issued by Prime Bank Investment Limited (PBIL) on the basis of the public information available, internally developed data and other sources believed to be reliable. Whilst all reasonable care has been taken to ensure that the facts and information stated in the documents are accurate as on the date mentioned herein. Neither PBIL nor any of the director, shareholder, member of the management or employee in the research team or employee represents or warrants expressly or impliedly that the information or data of the sources used in the document are genuine, accurate, complete, authentic and correct. It does not solicit any action based on the materials contained herein and should not be construed as an offer or solicitation to Buy or Sell or Subscribe to any stocks. If any person takes any action relying on this report, shall be responsible solely by himself/herself for the consequences thereof any claim or demand for such consequences shall be rejected outright by PBIL or by an court of Law.