

Index Overview

The market closed red today. The benchmark index DSEX (-0.82%) lost 46.15 points and closed at 5569.69. The Shariah-based index DSES (-1%) and the Bluechip index DS30 (-0.11%) closed at 1221.79 and 1993.99 points, respectively. The Pharma & Chem Sector booked the highest turnover with 22.94%, followed by the Engineering and Food & Allied with 14.97% and 14.43% respectively. Block trades accounted for 10.19% of overall market turnover.

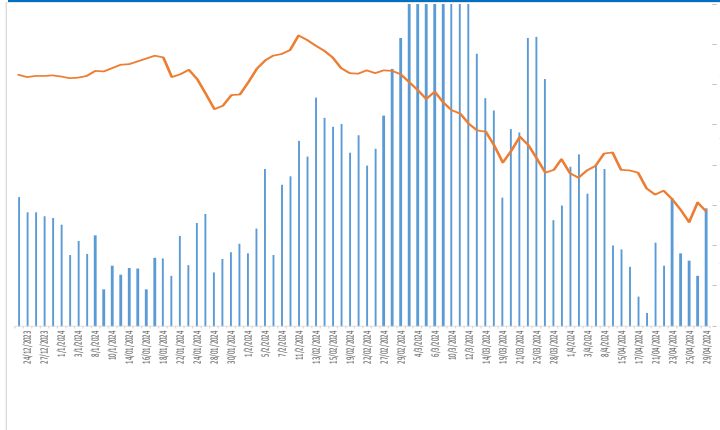
Index	Closing	Point Δ	%Δ
DSEX	5,569.69	(46.15)	-0.82%
DSES	1,221.79	(12.37)	-1.00%
DS30	1,993.99	(2.15)	-0.11%
DSMEX	1,577.63	(47.61)	-2.93%

Stock Movements	Gainer	Loser	Unchanged
Today	88	277	34
Last Trading Day	300	52	44

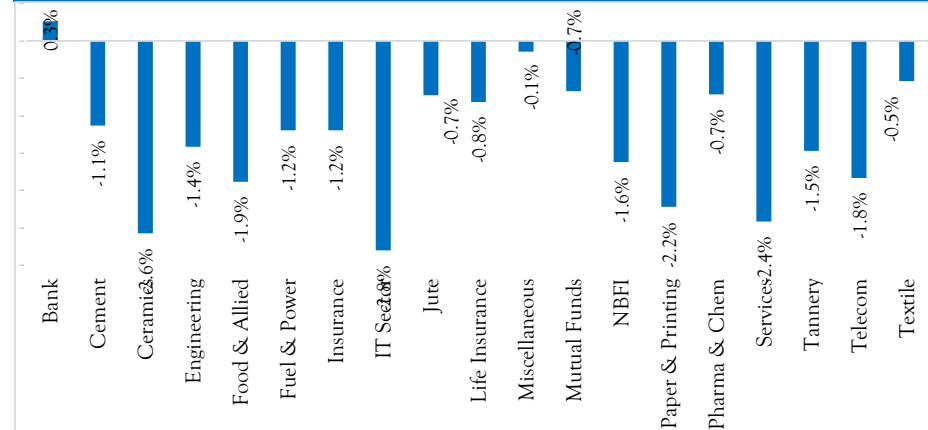
	Today	Last Day	Daily %Δ	
Mcap	Mn BDT	7,019,601	7,076,925	-0.81%
Turnover	Mn BDT	6,634	6,140	8.06%
Volume	Mn Shares	183	180	1.67%
No. of Trade		162,122	163,306	-0.73%

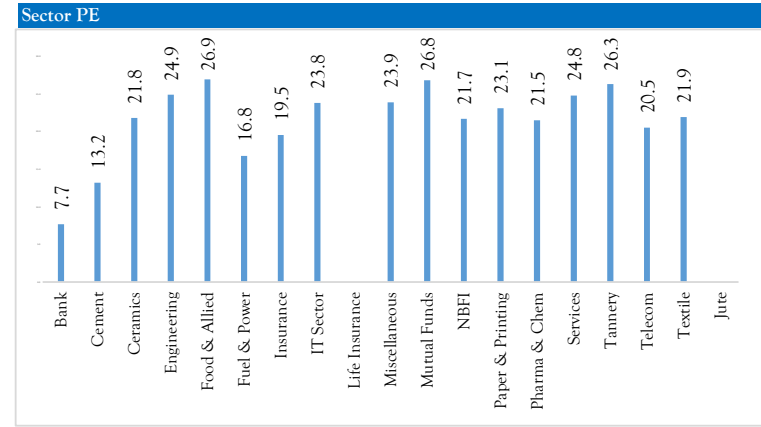
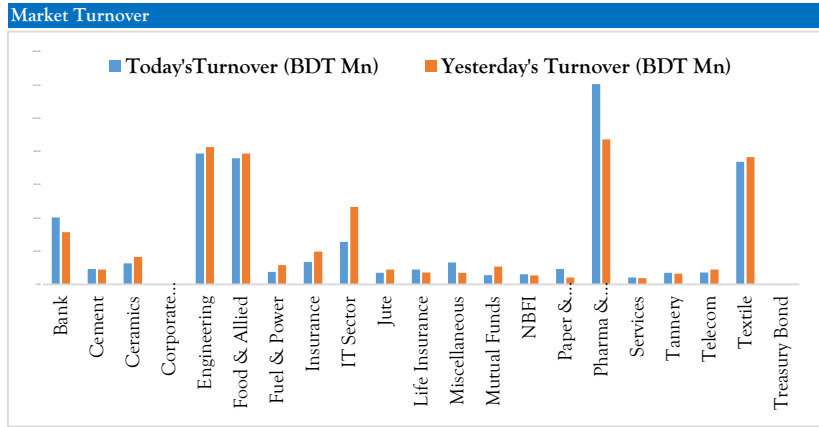
Sector Index	Mcap (BDT Mn)	% of Total Mcap	Turnover (BDT Mn)	% of Total Turnover	PE	PB
Bank	628,372	17.85%	402.15	7.65%	7.69	0.69
Cement	99,332	2.82%	92.50	1.76%	13.20	2.55
Ceramics	24,576	0.70%	125.97	2.40%	21.81	1.43
Corporate Bond						
Engineering	361,499	10.27%	786.70	14.97%	24.90	1.17
Food & Allied	311,494	8.85%	758.37	14.43%	26.94	3.97
Fuel & Power	291,874	8.29%	75.27	1.43%	16.75	0.81
Insurance	90,087	2.56%	134.54	2.56%	19.53	1.44
IT Sector	31,977	0.91%	256.49	4.88%	23.82	2.24
Jute	4,161	0.12%	69.29	1.32%		4.99
Life Insurance	49,911	1.42%	89.46	1.70%		3.16
Miscellaneous	237,439	6.74%	131.03	2.49%	23.90	1.86
Mutual Funds	29,023	0.82%	55.43	1.05%	26.84	0.53
NBFI	96,593	2.74%	60.28	1.15%	21.71	5.48
Paper & Printing	31,078	0.88%	93.05	1.77%	23.12	1.40
Pharma & Chem	588,775	16.72%	1205.57	22.94%	21.50	2.17
Services	24,040	0.68%	40.41	0.77%	24.78	1.23
Tannery	27,394	0.78%	69.76	1.33%	26.30	2.53
Telecom	470,948	13.38%	71.38	1.36%	20.52	3.18
Textile	122,272	3.47%	737.92	14.04%	21.94	0.90
Treasury Bond						

Chart: DSEX Index & Volume



Sector Return





Top Ten Gainers	Close Price	Δ%	Turnover (BDT Mn)	PE	PB
JMISMDL	153.10	9.99%	9.06	482.67	1.68
OIMEX	25.50	9.91%	86.37	127.22	7.84
KPPL	25.60	9.87%	55.02	-113.18	-13.39
ASIATICLAB	60.00	9.49%	429.24		
KOHINOOR	665.00	7.43%	145.27	42.29	8.62
CNATEX	7.80	6.85%	45.19	24.33	
RNSPIN	14.00	6.06%	0.72	251.67	
RAHIMTEXT	116.10	5.83%	0.70	225.40	4.74
GIB	7.70	5.48%	76.75	4.77	0.53
TUNGHAI	3.90	5.41%	0.22	-19.13	-0.71

Most Traded Share	Close Price (BDT)	Δ%	Turnover (BDT Mn)	PE	PB
ASIATICLAB	60	9.49%	429.236		
ORIONINFU	645.3	5.05%	397.80	232.52	34.75
LOVELLO	80.9	4.12%	350.16	39.12	5.17
MALEKSPIN	39.1	-1.26%	349.68	4.33	0.75
AIL	117.2	-2.09%	205.38	56.30	5.24
SALVOCHEM	58.8	1.55%	160.54	20.42	3.58
CENTRALPHL	23.3	-1.69%	146.52	-86.33	4.63
KOHINOOR	665	7.43%	145.27	42.29	8.62
ITC	51.9	-2.99%	137.68	16.90	2.53
BEACHHATCH	72.4	-2.16%	119.91	24.85	6.20

Top Ten Losers	Close Price	Δ%	Turnover (BDT Mn)	PE	PB
ASIAPACINS	43.3	-3.78%	3.53	13.66	2.01
ACMEPL	19.4	-3.00%	18.29	23.33	1.25
GENEXIL	55	-3.00%	10.12	17.59	3.04
KAY&QUE	252.4	-3.00%	4.91	105.16	3.43
ADNTEL	113.4	-2.99%	31.31	43.88	3.69
DESHBANDHU	32.4	-2.99%	24.08	102.65	1.82
BEACONPHAR	181.6	-2.99%	36.25	30.94	7.82
ITC	51.9	-2.99%	137.68	16.90	2.53
NPOLYMER	42.2	-2.99%	6.97	22.13	1.50
SONALIPAPR	451.9	-2.98%	8.42	21.24	1.96

Top Ten Market Cap	Mcap (BDT Mn)	% of Total Mcap	Turnover (BDT Mn)	PE	PB
GP	386,996	8.67%	23.158	9.58	4.75
WALTONHIL	317,378	7.11%	6.169	28.75	1.88
BATBC	280,098	6.27%	50.032	11.89	3.96
SQURPHARMA	185,977	4.16%	14.771	8.44	1.65
ROBI	157,138	3.52%	37.281	41.64	1.98
RENATA	139,689	3.13%	5.506	24.15	3.00
UPGDCL	135,475	3.03%	4.076	8.77	2.58
BEXIMCO	103,571	2.32%	0	1926.67	1.22
BERGERPBL	82,117	1.84%	1.091	26.81	6.31
LHBL	76,302	1.71%	16.436	12.83	4.31

Macro Overview		
Exchange Rates in BDT		
Currency	Sell	Buy
USD	108.49	110.92
GBP	135.53	138.60
EUR	116.00	118.62
<i>Sources: Oanda.com</i>		
Commodity Price		
Commodity	4/29/2024	Δ Change
Gold (USD/ t oz)	2,349.60	110.92
Brent Crude Oil (USD/bbl)	83.66	0.35
Cotton (USD/lb)	80.93	0.48
Sugar (USDF/lb)	19.09	0.09
<i>Sources: Investing.com</i>		
Money Market		
182 days T.Bill		11.40%
2yr T.Bond		12.00%
5yr T.Bond		12.10%
<i>Sources: Bangladesh Bank</i>		
DSE Corporate Events & News		
BSRMLTD		
a placement shareholder who holds 10.17% shares of the company, has further expressed his intention to buy 8,50,000 shares of the company at prevailing market price through Dhaka Stock Exchange PLC. as per Rule 4 of the BSEC (Ullekhzogy Sonkhyok Share Orjon, Odhigrohon o Korritro Grohon) Bidhimala, 2018.		
SOUTHEASTB		
The company has informed that Bangladesh Bank has given consent to the company for declaring dividend for the year ended December 31, 2023 in accordance with DOS Circular no. 01 dated 07 February, 2021 of Bangladesh Bank.		
ABBLPBOND		
AB Bank Limited, the Issuer of AB Bank Perpetual Bond has informed that a meeting of the Trustee of AB Bank Perpetual Bond will be held on May 06, 2024 at 3:00 PM for the fixation of semi-annual coupon rate for the period from June 13, 2024 to December 12, 2024.		
ONEBANKPLC		
The company has informed that Bangladesh Bank has given consent to the company to declare dividend for the year ended December 31, 2023.		
IFIC		
The Company has further informed that, the Board meeting under LR 19(1) of the Dhaka Stock Exchange (Listing) Regulations, 2015, will be held on April 29, 2024 at 8:00 PM instead of 3:00 PM to consider, among others, audited financial statements of the Company for the year ended December 31, 2023.		

Block Trade	Maximum Price (BDT)	Minimum Price (BDT)	No. of Trade	Quantity	Turnover (BDT Mn)
ISTPRIMFMF	43	43	1	16200	0.70
ABBANK	8.2	8.2	1	214692	1.76
AIL	123	117	18	2507450	301.36
ORIONINFU	640	595.9	15	151506	90.60
BSRMLTD	90	90	1	850000	76.50
LOVELLO	78.2	75.4	11	450026	34.12
DUTCHBANGL	60.4	60.4	1	480000	28.99
PRIMEBANK	21.4	21.4	1	700000	14.98
SONALIPAPR	490	490	1	19500	9.56
SALVOCHEM	60.8	57.9	3	150001	8.87
BSC	118	118	2	70500	8.32
PARAMOUNT	62.8	62.8	1	121000	7.60
IBP	13.8	13.8	1	500000	6.90
LANKABAFIN	17.5	17.3	5	365665	6.36
DBH	37.1	37.1	3	170038	6.31
AFTABAUTO	50.1	45.5	2	123000	6.08
ASIATICLAB	58	58	1	100000	5.80
FUWANGCER	23	23	1	213000	4.90
PREMIERCEM	62.7	62	2	77900	4.85
NAVANAPHAR	86.8	86.8	1	53500	4.64
BEXIMCO	104.1	104.1	4	40974	4.27
BEACHHATCH	73.2	73.2	1	48500	3.55
ACFL	20.1	20.1	1	160990	3.24
GOLDENSON	23.7	23	2	135000	3.18
SEAPEARL	94	90	3	34000	3.13
BESTHLDNG	38.6	34.2	2	81840	2.89
BRACBANK	42.1	42.1	2	62240	2.62
ACMEPL	22	22	1	100000	2.20
RDFOOD	37	37	1	47500	1.76
SIMTEX	23.6	23.6	1	70005	1.65
NHFIL	27.9	27.9	1	56000	1.56
MEGHNACEM	83.9	83.6	3	18400	1.54
UTTARABANK	25.2	25.2	1	57527	1.45
MERCANBANK	12.5	12.5	2	103589	1.30
ITC	53.5	53.5	1	22000	1.18
IBBLPBOND	787	787	1	1395	1.10
AL-HAJTEX	145.7	145.7	1	7501	1.09
ADNTEL	119.9	119.9	1	8850	1.06
BEACONPHAR	200	182	2	5550	1.06

Disclaimer

This Document/Report has been prepared and issued by Prime Bank Investment Limited (PBIL) on the basis of the public information available, internally developed data and other sources believed to be reliable. Whilst all reasonable care has been taken to ensure that the facts and information stated in the documents are accurate as on the date mentioned herein. Neither PBIL nor any of the director, shareholder, member of the management or employee in the research team or employee represents or warrants expressly or impliedly that the information or data of the sources used in the document are genuine, accurate, complete, authentic and correct. It does not solicit any action based on the materials contained herein and should not be construed as an offer or solicitation to Buy or Sell or Subscribe to any stocks. If any person takes any action relying on this report, shall be responsible solely by himself/herself for the consequences thereof any claim or demand for such consequences shall be rejected outright by PBIL or by an court of Law.