

Index Overview

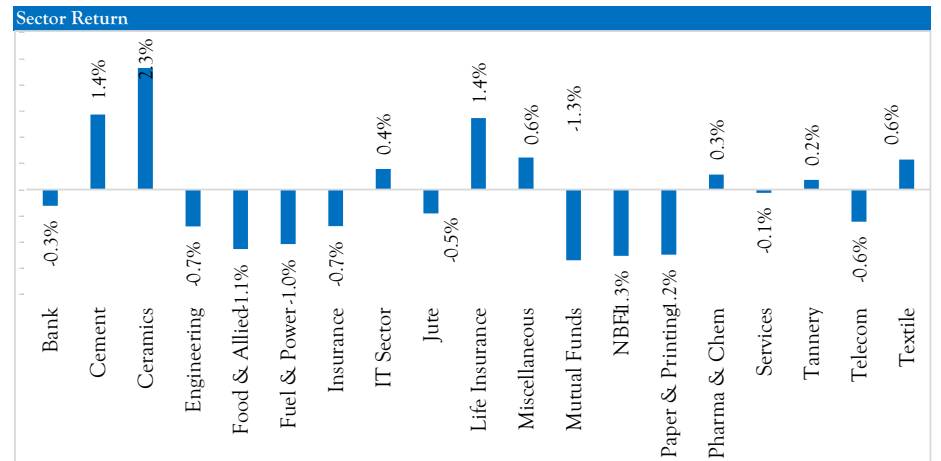
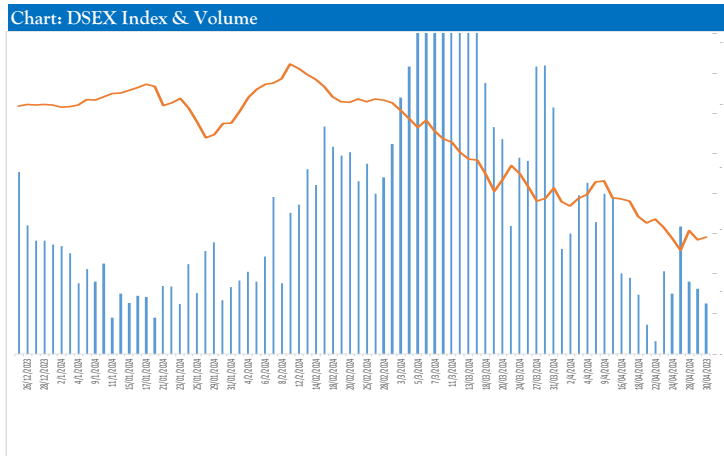
The market closed green today. The benchmark index DSEX (+0.27%) gained 14.96 points and closed at 5584.65. The Shariah-based index DSES (+0.47%) and the Bluechip index DS30 (+0.07%) closed at 1227.51 and 1995.31 points, respectively. The Pharma & Chem Sector booked the highest turnover with 22.53%, followed by the Textile and Engineering with 14.28% and 12.56% respectively. Block trades accounted for 13.27% of overall market turnover.

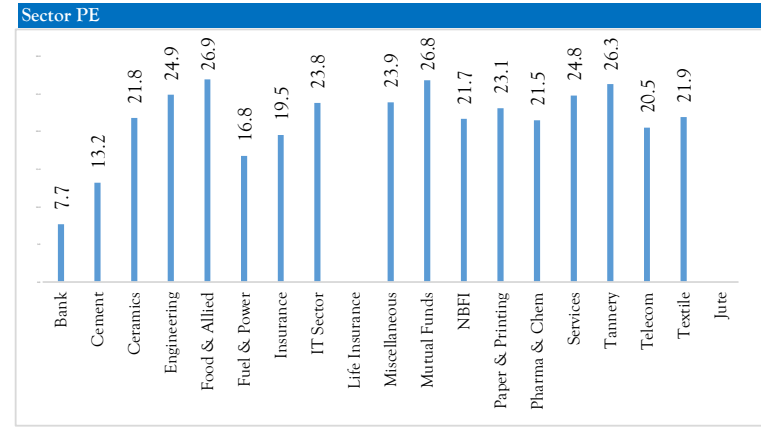
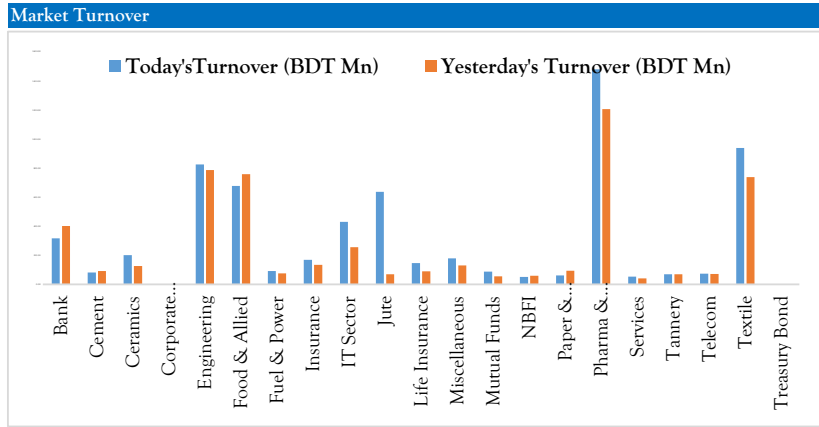
Index	Closing	Point Δ	%Δ
DSEX	5,584.65	14.96	0.27%
DSES	1,227.51	5.72	0.47%
DS30	1,995.31	1.31	0.07%
DSMEX	1,559.95	(17.69)	-1.12%

Stock Movements	Gainer	Loser	Unchanged
Today	145	204	46
Last Trading Day	88	277	34

	Today	Last Day	Daily %Δ	
Mcap	Mn BDT	7,035,111	7,019,601	0.22%
Turnover	Mn BDT	8,357	6,634	25.97%
Volume	Mn Shares	214	183	16.94%
No. of Trade		180,573	162,122	11.38%

Sector Index	Mcap (BDT Mn)	% of Total Mcap	Turnover (BDT Mn)	% of Total Turnover	PE	PB
Bank	626,414	17.84%	316.03	4.81%	7.69	0.68
Cement	100,756	2.87%	81.24	1.24%	13.20	2.58
Ceramics	25,147	0.72%	201.94	3.07%	21.81	1.47
Corporate Bond						
Engineering	358,959	10.22%	825.05	12.56%	24.90	1.16
Food & Allied	307,952	8.77%	675.90	10.29%	26.94	3.92
Fuel & Power	288,830	8.23%	92.23	1.40%	16.75	0.80
Insurance	89,457	2.55%	168.70	2.57%	19.53	1.43
IT Sector	32,104	0.91%	429.42	6.54%	23.82	2.24
Jute	4,142	0.12%	635.59	9.68%		4.97
Life Insurance	50,594	1.44%	146.24	2.23%		3.20
Miscellaneous	238,897	6.80%	179.56	2.73%	23.90	1.88
Mutual Funds	28,632	0.82%	87.42	1.33%	26.84	0.52
NBFI	95,368	2.72%	51.94	0.79%	21.71	5.41
Paper & Printing	30,691	0.87%	61.27	0.93%	23.12	1.39
Pharma & Chem	590,444	16.82%	1479.46	22.53%	21.50	2.17
Services	24,025	0.68%	54.14	0.82%	24.78	1.23
Tannery	27,445	0.78%	69.78	1.06%	26.30	2.54
Telecom	468,052	13.33%	73.51	1.12%	20.52	3.17
Textile	122,975	3.50%	938.10	14.28%	21.94	0.91
Treasury Bond						





Top Ten Gainers	Close Price	Δ%	Turnover (BDT Mn)	PE	PB
APEXTANRY	93.50	10.00%	9.62	-11.64	1.58
MAKSONSPIN	13.20	10.00%	32.58	-3.28	0.78
NLTUBES	72.70	9.98%	25.84	78.17	0.43
CONFIDCEM	75.00	9.97%	20.25	6.80	1.03
BBS	15.50	9.93%	22.14	-20.00	0.96
ORIONPHARM	69.00	9.87%	276.72	26.71	
SINOBANGLA	40.20	9.84%	20.02	38.78	1.34
FEKDIL	13.70	9.60%	1.89	-20.94	0.69
MIRAKHTER	41.60	9.47%	3.64	25.51	0.80
ALLTEX	12.80	9.40%	1.00	-13.83	2.36

Most Traded Share	Close Price (BDT)	Δ%	Turnover (BDT Mn)	PE	PB
SONALIANS	598.9	-0.27%	634.958	27.74	4.99
MALEKSPIN	40	2.30%	552.96	4.33	0.75
ASIATICLAB	60.3	0.50%	407.67		
ORIONINFU	633	-1.91%	337.13	232.52	34.75
ORIONPHARM	69	9.87%	276.72	26.71	
ITC	52.1	0.39%	273.47	16.90	2.53
LOVELLO	79.7	-1.48%	225.84	39.12	5.17
GOLDENSON	22.1	3.76%	204.85	-87.50	1.11
KOHINOOR	656.6	-1.26%	157.91	42.29	8.62
BESTHLDNG	35.3	1.44%	154.95		

Top Ten Losers	Close Price	Δ%	Turnover (BDT Mn)	PE	PB
PREMIERBAN	12.2	-8.27%	56.71	4.01	0.62
ASIAINS	39	-5.34%	2.81	12.57	1.58
IFIC	9.6	-4.95%	19.89	11.29	0.56
KARNAPHULI	34.1	-4.75%	51.23	21.10	1.94
PEOPLESINS	36.3	-4.72%	5.51	16.95	1.27
JANATAINS	32.3	-4.44%	1.66	18.23	2.19
MARICO	2328.5	-3.09%	12.78	15.96	21.34
RUPALIINS	25.7	-3.02%	3.97	20.64	1.36
ADNTEL	110	-3.00%	1.30	43.88	3.69
ESQUIRENIT	22.7	-2.99%	0.23	-10.91	

Top Ten Market Cap	Mcap (BDT Mn)	% of Total Mcap	Turnover (BDT Mn)	PE	PB
GP	386,996	8.67%	23.661	9.58	4.75
WALTONHIL	317,378	7.11%	24.288	28.75	1.88
BATBC	280,098	6.27%	33.562	11.89	3.96
SQURPHARMA	185,977	4.16%	13.468	8.44	1.65
ROBI	157,138	3.52%	44.112	41.64	1.98
RENATA	139,689	3.13%	2.699	24.15	3.00
UPGDCL	135,475	3.03%	3.908	8.77	2.58
BEXIMCO	103,571	2.32%	0.014	1926.67	1.22
BERGERPBL	82,117	1.84%	3.687	26.81	6.31
LHBL	76,302	1.71%	15.018	12.83	4.31

Macro Overview

Exchange Rates in BDT		
Currency	Sell	Buy
USD	108.76	111.19
GBP	135.87	138.93
EUR	116.13	118.74

Sources: Oanda.com

Commodity Price		
Commodity	4/30/2024	Δ Change
Gold (USD/ t oz)	2,329.30	110.92
Brent Crude Oil (USD/bbl)	79.49	0.35
Cotton (USD/lb)	77.07	0.48
Sugar (USDF/lb)	19.09	0.09

Sources: Investing.com

Money Market	
182 days T.Bill	11.40%
2yr T.Bond	12.00%
5yr T.Bond	12.10%

Sources: Bangladesh Bank

DSE Corporate Events & News

CITYBANK
As per Regulation 16(1) of the Dhaka Stock Exchange (Listing) Regulations, 2015, the Company has informed that a meeting of the Board of Directors will be held on May 08, 2024 at 3:00 PM to consider, among others, un-audited financial statements of the Company for the First Quarter (Q1) period ended March 31, 2024.

SSSTEEL
A Sponsor of the Company, has further informed that he has completed his sale of 28,00,000 shares of the Company at prevailing market price through Dhaka Stock Exchange PLC. as per declaration disseminated on 21.04.2024.

EMERALDOIL
The Company will be placed in 'A' category from existing 'B' category with effect from May 02, 2024 as the Company has reported disbursement of 10% Cash Dividend (including 5% Interim Cash Dividend) for the year ended June 30, 2023.

BRACBANK
As per Regulation 16(1) of the Dhaka Stock Exchange (Listing) Regulations, 2015, the Company has informed that a meeting of the Board of Directors will be held on May 07, 2024 at 3:00 PM to consider, among others, un-audited financial statements of the Company for the First Quarter (Q1) period ended March 31, 2024.

WALTONHIL
One of the Sponsor Directors of the Company, has expressed his intention to sell 500,000 shares out of his holding of 38,832,090 shares of the company at prevailing market price (in the Public/Block Market) through Dhaka Stock Exchange PLC. within June 30, 2024 as per BSEC letter no. BSEC/SRIC/160-2020/111, dated April 30, 2024.

Block Trade	Maximum Price (BDT)	Minimum Price (BDT)	No. of Trade	Quantity	Turnover (BDT Mn)
ISTPRIMFMF	40.9	40.7	2	50000	2.04
ACFL	19.2	19.2	1	87620	1.68
ALARABANK	25	25	3	21938176	548.45
AIL	123	113.7	10	1843101	220.00
NPOLYMER	42.2	42.2	1	1917031	80.90
UNILEVERCL	1949	1949	1	40000	77.96
BEACHHATCH	75	70.3	10	598431	42.31
LOVELLO	79.7	78.5	6	280000	22.15
APEXSPINN	113	113	1	135700	15.33
APEXFOOT	233	233	1	65796	15.33
PREMIERBAN	14.7	14	3	1040000	15.26
SHYAMPSUG	205	193.5	16	60675	12.40
POPULARLIF	56.9	56.5	11	150500	8.56
SALVOCHEM	58.9	57.1	3	137000	7.88
SONALIPAPR	490	490	1	11500	5.64
WALTONHIL	624	623.7	3	8000	4.99
FINEFOODS	174	174	1	25000	4.35
BESTHLDNG	38.1	38.1	1	83375	3.18
AGNISYSL	26.6	26.6	1	112000	2.98
ASIATICLAB	61	58.5	2	30420	1.83
UNIONCAP	8.8	8.8	1	203000	1.79
AL-HAJTEX	147.7	147.7	1	10000	1.48
CRYSTALINS	107	107	1	10000	1.07
MALEKSPIN	39.4	39.4	1	20000	0.79
MARICO	2397.5	2397.5	1	300	0.72
ORIONINFU	657.5	657.5	1	1080	0.71
RDFOOD	38.7	38.7	1	18000	0.70
RELIANCE1	15.4	15.4	1	45000	0.69
HRTEX	63.3	63.3	1	10898	0.69
KOHINOOR	670	670	1	1000	0.67
DUTCHBANGL	66.9	66.9	1	10000	0.67
BEACONPHAR	189.9	189.9	1	3500	0.67
PTL	81.8	81.8	1	7361	0.60
PARAMOUNT	65.5	65.5	1	9000	0.59
NAHEEACP	39	39	1	14014	0.55
PRAGATILIF	109	109	1	5000	0.55
SHASHADNIM	27.2	27.2	1	20000	0.54
IFILISLMF1	5.9	5.9	1	89400	0.53
AFTABAUTO	43.1	43.1	1	12000	0.52

Disclaimer

This Document/Report has been prepared and issued by Prime Bank Investment Limited (PBIL) on the basis of the public information available, internally developed data and other sources believed to be reliable. Whilst all reasonable care has been taken to ensure that the facts and information stated in the documents are accurate as on the date mentioned herein. Neither PBIL nor any of the director, shareholder, member of the management or employee in the research team or employee represents or warrants expressly or impliedly that the information or data of the sources used in the document are genuine, accurate, complete, authentic and correct. It does not solicit any action based on the materials contained herein and should not be construed as an offer or solicitation to Buy or Sell or Subscribe to any stocks. If any person takes any action relying on this report, shall be responsible solely by himself/herself for the consequences thereof any claim or demand for such consequences shall be rejected outright by PBIL or by an court of Law.