



Prime Bank Investment PLC.
Statement of Financial Position
As at 31 December, 2025

	Notes	Amount in Taka	
		31.12.2025	31.12.2024
ASSETS			
Non-Current Assets			
Property, Plant and Equipment	5	10,701,152	13,448,566
Intangible Assets	6	1,854,725	2,103,282
Equity Investment in Sister Concerns	7	50,050,000	50,050,000
Deferred Tax Asset	8	216,295,237	367,991,293
Right-of-use Leased Assets	9	38,079,234	48,853,865
Investment in Lease	10	1,324,854	2,601,756
Total Non-current Assets		318,305,203	485,048,761
Current Assets			
Advances, Deposits and Prepayments	11	2,870,728,731	3,117,370,981
Investment in Shares	12	1,471,271,905	1,503,893,544
Investment in Bill & Bond	13	963,776,910	767,506,887
Advance Corporate Income Tax	14	74,859,926	53,527,596
Cash and Bank Balances	15	949,318,398	156,337,410
Total Current Assets		6,329,955,869	5,598,636,419
Total Assets		6,648,261,073	6,083,685,180
EQUITY AND LIABILITIES			
Capital and Reserve			
Share Capital	16	3,000,000,000	3,000,000,000
General Reserve		28,002,888	28,002,888
Retained Earnings		220,396,289	169,136,347
Total Equity		3,248,399,177	3,197,139,235
Non Current Liabilities			
Lease Liability- Non-current portion	17.01	33,386,369	44,429,282
Total Non-current Liabilities		33,386,369	44,429,282
Current Liabilities			
Loan Facilities	18	2,297,520,002	2,316,550,155
Payable to Clients	19	657,233,604	185,285,322
Liability for Withholding Taxes	20	844,091	984,601
Client's Dividend Suspense A/C	21	1,287,305	1,277,871
Security Deposit Receipt	22	125,761	125,761
Provision for Expenses	23	28,410,225	24,732,141
Provision for Investment and Others	24	275,611,751	233,514,088
Corporate Income Tax Payable	25	87,649,892	66,925,037
Accounts Payable	26	412,500	488,057
Lease Liability- Current portion	17.02	10,922,996	9,542,966
Discretionary Portfolio A/C		3,085,046	329,699
Others Payable	27	3,372,353	2,360,964
Total Current Liabilities		3,366,475,526	2,842,116,663
Total Equity and Liabilities		6,648,261,073	6,083,685,180


The annexed notes 1 to 48 form an integral part of the financial statements.



COO



MD & CEO



Director




Chairman

Dated, Dhaka

11 MAR 2026

ACNABIN, Chartered Accountants
FRC Registration#CAF-001-012



Abu Sayed Mohammed Nayeem FCA
Partner
ICAB Enrollement Number:0353
DVC: 2603110353AS685996

Prime Bank Investment PLC.
 Statement of Profit or Loss and Other Comprehensive Income
 For the Period from 01 January to 31 December 2025

INCOME

Interest Income
 Settlement fee
 Management fee
 BO A/C Maintenance fee
 Gain/(Loss) on sale of shares
 Dividend on shares
 Issue management fee & Corporate Advisory Fee
 Documentation fees
 Other Income

Notes		
	Jan-Dec'25	Jan-Dec'24
28	408,753,596	363,692,506
	9,805,988	16,333,637
29	5,132,323	5,221,485
	334,090	960,750
	12,042,722	18,048,379
30	38,850,537	43,059,208
31	8,133,750	14,499,604
	393,500	326,500
32	29,341,718	5,876,912
	512,788,223	468,018,981

EXPENDITURE

Interest expenses
 Interest expense on Lease
 Settlement and other fees
 Salary and allowances
 Rent, Taxes, Insurance and Electricity
 Legal & Professional expenses
 Postage, Stamp and Telecommunication
 Stationery & Printing
 Directors Fee
 Auditor's fee
 Depreciation and Repair & Maintenance of assets
 Entertainment, Travelling & Conveyance
 Security Service
 Development and Marketing Expenses
 Other expenses

33	105,337,995	95,318,152
	2,222,929	2,784,626
	1,890,003	4,172,702
34	84,522,702	88,791,955
35	2,667,911	2,661,509
36	562,000	452,461
37	960,666	1,127,683
	1,568,106	900,605
	239,000	209,000
	356,464	402,500
38	16,039,742	17,263,355
39	3,420,546	3,149,640
	2,468,821	1,924,387
	4,219,518	4,557,347
40	5,673,581	6,098,565
	223,149,983	229,814,487
	280,638,240	238,204,494

Profit before provision and tax

Less: Provision for Diminution value of Own Investment at shares
 Less : Provision for Impairment of Clients margin Loan
 Less: Provision for Investment in Sister Concern
 Less: Provision for BDA Portfolio
 Less: 1% General Provision for Outstanding Margin Loan

	10,000,000	30,026,802
	14,859,725	30,000,000
41	(1,106,699)	10,000,000
	400,096	-
	32,804,267	-
	223,680,851	168,177,692

Profit before tax

Tax Expense
 Less: Current Tax expense
 Deferred Tax expense/(income)


	172,420,910	52,503,074
42	20,724,855	25,274,111
8	151,696,055	27,228,963
	51,259,942	115,674,618

Profit after tax


Earnings per share

43	0.17	0.39
----	------	------


The annexed notes 1 to 48 form an integral part of the financial statements.



COO



MD & CEO



Director




Chairman

Dated, Dhaka

11 MAR 2026

ACNABIN, Chartered Accountants
 FRC Registration#CAF-001-012



Abu Sayed Mohammed Nayeem FCA
 Partner
 ICAB Enrollement Number:0353
 DVC: 2603110353AS685996

Prime Bank Investment PLC.
Statement of Cash Flows
For the period from 01 January to 31 December 2025

Cash Flows from Operating Activities:

Cash generated from operations
Advance Income Tax
Advance to branches
Payment for withholding taxes
Advance deposit

Net cash used operating activities

31.12.2025	31.12.2024
282,061,429	222,348,696
(217,500)	(112,500)
(68,187)	25,980
(10,212,063)	(11,725,311)
268,355	521,565
271,832,034	211,058,430

Cash Flows from Investing Activities:

Purchase of property, plant and equipment
Sale of fixed assets
Dividend received
Equity Investment in Sister Concern
Investment in Bond
Sale of shares during the period
Purchase of shares during the period
Investment at T-Bill
Investment in lease
Margin Loan recovered/(provided)

Net cash from investing activities

(1,339,918)	(2,323,690)
-	80,150
31,751,695	38,125,249
-	(50,000)
(543,744,226)	(279,296,467)
469,104,985	189,729,512
(455,958,072)	(208,113,822)
347,474,204	(328,306,316)
1,249,684	4,153,304
701,149,364	141,870,643
549,687,714	(444,131,437)

Cash Flows from Financing Activities:

Lease Liability
Proceeds/(Repayments) of loan facilities

Net cash generated in financing activities

(9,508,608)	(12,965,214)
(19,030,153)	50,398,980
(28,538,761)	37,433,766


Net Cash Inflow/(Outflow) for the Period

Opening cash and bank balances


Closing cash and bank balances

792,980,987	(195,639,241)
156,337,410	351,976,652
949,318,397	156,337,410

The annexed notes 1 to 48 form an integral part of the financial statements.


COO


MD & CEO


Director


Chairman



Prime Bank Investment PLC.
Statement of Changes in Equity
For the Period from 01 January 2025 to 31 December 2025

Particulars	Paid up capital	General Reserve	Retained earnings	Total
Balance as at 01 January 2025	3,000,000,000	28,002,888	169,136,347	3,197,139,235
Retained Profit for the period	-	-	51,259,942	51,259,942
Balance as at 31 December 2025	3,000,000,000	28,002,888	220,396,289	3,248,399,177
Balance as at 31 December 2024	3,000,000,000	28,002,888	169,136,347	3,197,139,235

For the year ended 31 December 2024

Particulars	Paid up capital	General Reserve	Retained earnings	Total
Balance as at 01 January 2024	3,000,000,000	28,002,888	53,461,729	3,081,464,617
Retained Profit for the period	-	-	115,674,618	115,674,618
Balance as at December 31, 2024	3,000,000,000	28,002,888	169,136,347	3,197,139,235
Balance as at 31 December 2023	3,000,000,000	28,002,888	53,461,729	3,081,464,617


COO


MD & CEO


Director


Chairman

